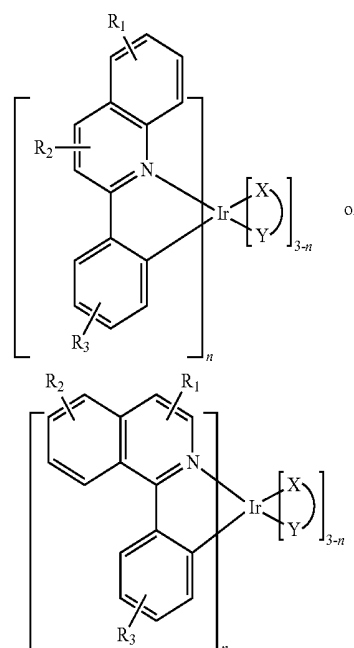




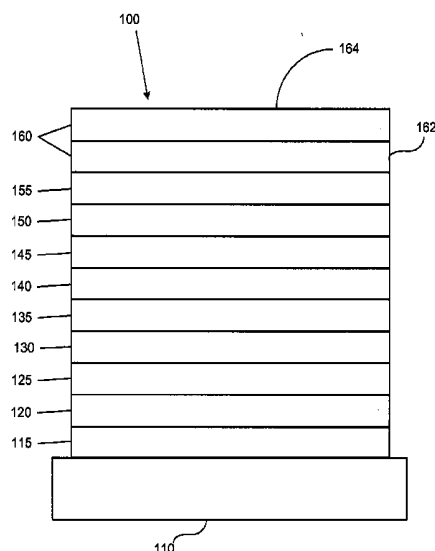
US 20200176693A1

(19) **United States**(12) **Patent Application Publication**
Kwong et al.(10) **Pub. No.: US 2020/0176693 A1**(43) **Pub. Date: Jun. 4, 2020**(54) **ORGANIC ELECTROLUMINESCENT
MATERIALS AND DEVICES**(52) **U.S. CL.**
CPC **H01L 51/0085** (2013.01); **H01L 51/0081**
(2013.01); **H01L 51/0092** (2013.01); **H01L**
51/5016 (2013.01); **C09K 11/06** (2013.01);
H05B 33/14 (2013.01); **C07F 15/0033**
(2013.01)(71) Applicant: **Universal Display Corporation,**
Ewing, NJ (US)(72) Inventors: **Raymond Kwong,** Plainsboro, NJ (US);
Bin Ma, Plainsboro, NJ (US);
Chuanjun Xia, Lawrenceville, NJ
(US); **Bert Alleyne,** Ewing, NJ (US);
Jason Brooks, Philadelphia, PA (US)(73) Assignee: **Universal Display Corporation,**
Ewing, NJ (US)(21) Appl. No.: **16/784,492**(22) Filed: **Feb. 7, 2020****Related U.S. Application Data**(63) Continuation of application No. 16/255,206, filed on
Jan. 23, 2019, now Pat. No. 10,600,975, which is a
continuation of application No. 15/873,472, filed on
Jan. 17, 2018, now Pat. No. 10,230,060, which is a
continuation of application No. 15/400,538, filed on
Jan. 6, 2017, now Pat. No. 9,911,930, which is a
continuation of application No. 14/826,762, filed on
Aug. 14, 2015, now Pat. No. 9,577,201, which is a
continuation of application No. 13/849,028, filed on
Mar. 22, 2013, now Pat. No. 9,142,786, which is a
continuation of application No. 12/044,234, filed on
Mar. 7, 2008, now Pat. No. 8,431,243.(60) Provisional application No. 60/905,758, filed on Mar.
8, 2007.**Publication Classification**(51) **Int. Cl.**
H01L 51/00 (2006.01)
C07F 15/00 (2006.01)
C09K 11/06 (2006.01)
H05B 33/14 (2006.01)(57) **ABSTRACT**

A compound having a structure of



is disclosed. In these formulas, each R₁, R₂, and R₃ is independently selected from hydrogen, alkyl, and aryl; at least one of R₁ and R₂ is a branched alkyl containing at least 4 carbon atoms, where the branching occurs at a position further than the benzylic position; where R₁ and R₃ are mono-, di-, tri-, tetra-, or no substitutions; and R₂ is mono-, di-, or no substitutions. Heteroleptic iridium complexes including such compounds, and devices including such compounds are also disclosed.



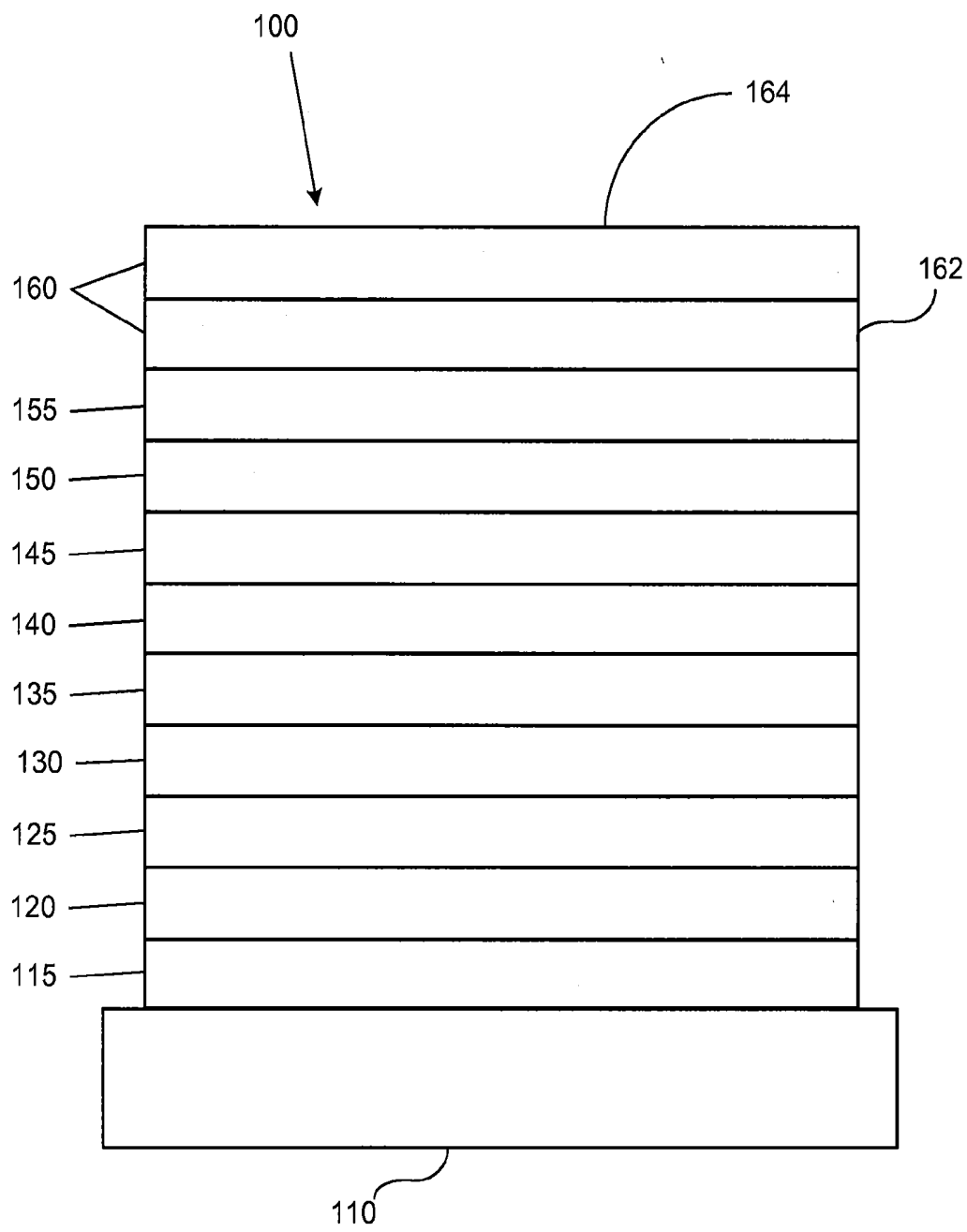


FIGURE 1

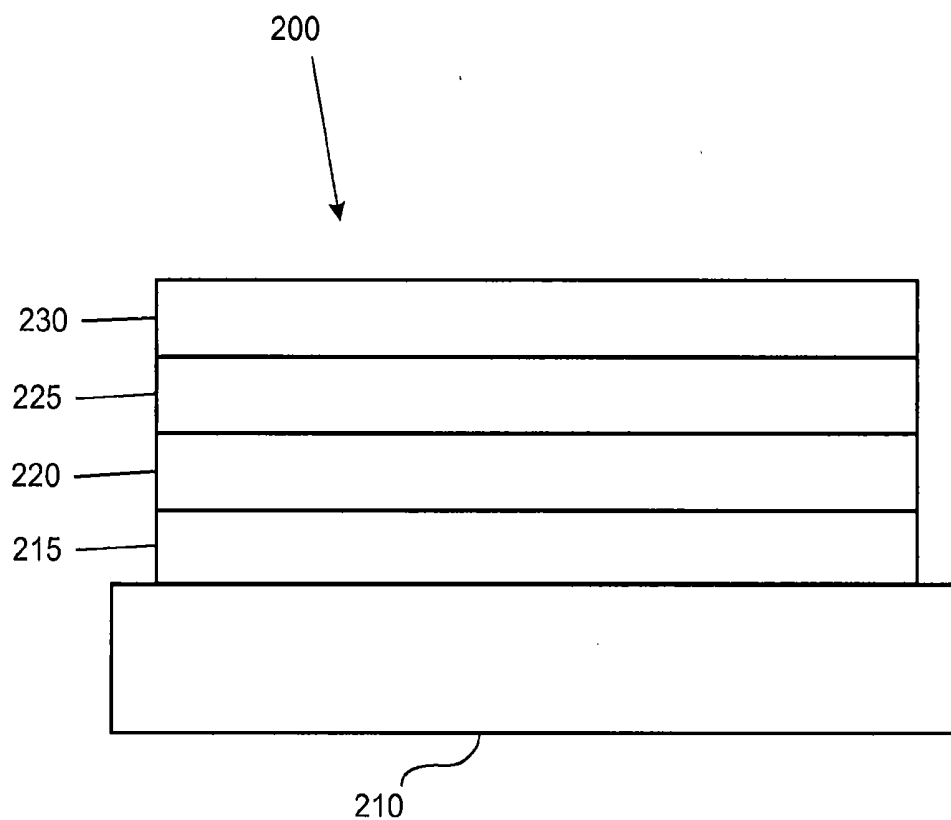
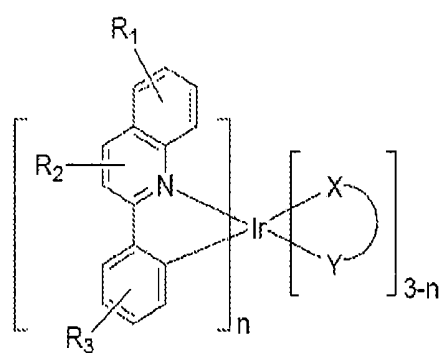
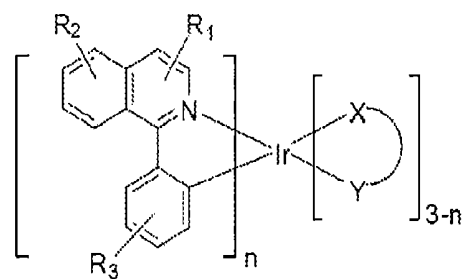


FIGURE 2



I



II

FIGURE 3

**ORGANIC ELECTROLUMINESCENT
MATERIALS AND DEVICES****CROSS-REFERENCES TO RELATED
APPLICATIONS**

[0001] This application is a continuation of U.S. patent application Ser. No. 16/255,206, filed Jan. 23, 2019, which is a continuation of U.S. patent application Ser. No. 15/873,472, filed Jan. 17, 2018, now U.S. Pat. No. 10,230,060, which is a continuation of U.S. patent application Ser. No. 15/400,538, filed Jan. 6, 2017, now U.S. Pat. No. 9,911,930, which is a continuation U.S. patent application Ser. No. 14/826,762, filed Aug. 14, 2015, now U.S. Pat. No. 9,577,201, which is a continuation application of U.S. patent application Ser. No. 13/849,028, filed Mar. 22, 2013, now U.S. Pat. No. 9,142,786, which is a continuation of U.S. patent application Ser. No. 12/044,234, filed Mar. 7, 2008, now U.S. Pat. No. 8,431,243, which claims priority to U.S. Provisional Application 60/905,758, filed Mar. 8, 2007, the entireties of which are incorporated herein by reference.

**PARTIES TO A JOINT RESEARCH
AGREEMENT**

[0002] The claimed invention was made by, on behalf of, and/or in connection with one or more of the following parties to a joint university corporation research agreement: The Regents of the University of Michigan, Princeton University, University of Southern California, and Universal Display Corporation. The agreement was in effect on and before the date the claimed invention was made, and the claimed invention was made as a result of activities undertaken within the scope of the agreement.

BACKGROUND OF THE INVENTION

[0003] The claimed invention was made by, on behalf of, and/or in connection with one or more of the following parties to a joint university-corporation research agreement: Princeton University, The University of Southern California, and the Universal Display Corporation. The agreement was in effect on and before the date the claimed invention was made, and the claimed invention was made as a result of activities undertaken within the scope of the agreement.

[0004] Electronic display currently is a primary means for rapid delivery of information. Television sets, computer monitors, instrument display panels, calculators, printers, wireless phones, handheld computers, etc. aptly illustrate the speed, versatility, and interactivity that is characteristic of this medium. Of the known electronic display technologies, organic light emitting devices (OLEDs) are of considerable interest for their potential role in the development of full color, flat-panel display systems that may render obsolete the bulky cathode ray tubes still currently used in many television sets and computer monitors.

[0005] Generally, OLEDs are comprised of several organic layers in which at least one of the layers can be made to electroluminesce by applying a voltage across the device (see, e.g., Tang, et al., Appl. Phys. Lett. 1987, 51, 913 and Burroughes, et al., Nature, 1990, 347, 359). When a voltage is applied across a device, the cathode effectively reduces the adjacent organic layers (i.e., injects electrons), and the anode effectively oxidizes the adjacent organic layers (i.e., injects holes). Holes and electrons migrate across the device toward their respective oppositely charged electrodes. When

a hole and electron meet on the same molecule, recombination is said to occur, and an exciton is formed. Recombination of the hole and electron in luminescent compounds is accompanied by radiative emission, thereby producing electroluminescence.

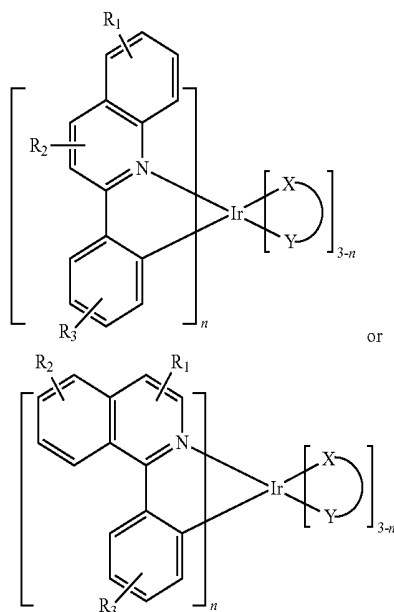
[0006] Depending on the spin states of the hole and electron, the exciton resulting from hole and electron recombination can have either a triplet or singlet spin state. Luminescence from a singlet exciton results in fluorescence, whereas luminescence from a triplet exciton results in phosphorescence. Statistically, for organic materials typically used in OLEDs, one quarter of the excitons are singlets, and the remaining three-quarters are triplets (see, e.g., Baldo, et al., Phys. Rev. B, 1999, 60, 14422). Until the discovery that there were certain phosphorescent materials that could be used to fabricate practical electro-phosphorescent OLEDs (U.S. Pat. No. 6,303,238) and, subsequently, demonstration that such electro-phosphorescent OLEDs could have a theoretical quantum efficiency of up to 100% (i.e., harvesting all of both triplets and singlets), the most efficient OLEDs were typically based on materials that fluoresced. Fluorescent materials luminesce with a maximum theoretical quantum efficiency of only 25% (where quantum efficiency of an OLED refers to the efficiency with which holes and electrons recombine to produce luminescence), since the triplet to ground state transition of phosphorescent emission is formally a spin forbidden process. Electro-phosphorescent OLEDs have now been shown to have superior overall device efficiencies as compared with electro-fluorescent OLEDs (see, e.g., Baldo, et al., Nature, 1998, 395, 151 and Baldo, et al., Appl. Phys. Lett. 1999, 75(3), 4).

[0007] Due to strong spin-orbit coupling that leads to singlet-triplet state mixing, heavy metal complexes often display efficient phosphorescent emission from such triplets at room temperature. Accordingly, OLEDs comprising such complexes have been shown to have internal quantum efficiencies of more than 75% (Adachi, et al., Appl. Phys. Lett., 2000, 77, 904). Certain organometallic iridium complexes have been reported as having intense phosphorescence (Lamansky, et al., Inorganic Chemistry, 2001, 40, 1704), and efficient OLEDs emitting in the green to red spectrum have been prepared with these complexes (Lamansky, et al., J. Am. Chem. Soc., 2001, 123, 4304). Red-emitting devices containing iridium complexes have been prepared according to U.S. Pat. No. 6,821,645. Phosphorescent heavy metal organometallic complexes and their respective devices have also been the subject of International Patent Application Publications WO 00/57676, WO 00/70655, and WO 01/41512; U.S. Publications 2006/0202194 and 2006/0204785; and U.S. Pat. Nos. 7,001,536; 6,911,271; 6,939,624; and 6,835,469.

[0008] Despite the recent discoveries of efficient heavy metal phosphors and the resulting advancements in OLED technology, there remains a need for even greater efficiency in devices. Fabrication of brighter devices that use less power and have longer lifetimes will contribute to the development of new display technologies and help realize the current goals toward full color electronic display on flat surfaces. The phosphorescent organometallic compounds, and the devices comprising them, described herein, help fulfill these and other needs.

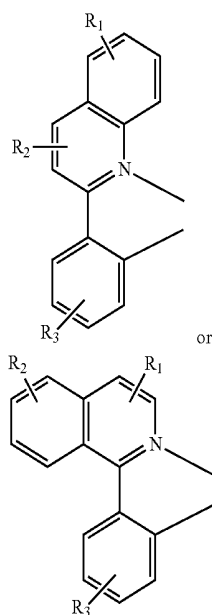
SUMMARY OF THE INVENTION

[0009] In one embodiment, an iridium compound has a formula:



[0010] wherein n is 1, 2 or 3; each of R₁, R₂, and R₃ is independently a hydrogen, or a mono-, di-, tri-, tetra-, or penta-substitution of alkyl or aryl; at least one of R₁, R₂, and R₃ is a branched alkyl containing at least 4 carbon atoms, and wherein the branching occurs at a position further than the benzylic position; and X—Y is an ancillary ligand. The branched alkyl can be an isobutyl group. The X—Y ligand can be acac. Specific exemplary compounds are also provided.

[0011] In another embodiment, a compound includes a ligand having the formula:



[0012] each of R₁, R₂, and R₃ is independently a hydrogen, or a mono-, di-, tri-, tetra-, or penta-substitution of alkyl or aryl; at least one of R₁, R₂, and R₃ is a branched alkyl containing at least 4 carbon atoms, and wherein the branching occurs at a position further than the benzylic position. The ligand can be coordinated to a metal having an atomic number greater than 40, e.g., Ir.

[0013] In yet another embodiment, specific compounds are provided, e.g., Compounds 1-24.

[0014] In yet another embodiment, an organic light emitting device comprises an anode, a cathode, and an emissive organic layer disposed between the anode and the cathode. The organic emissive layer comprises one or more of the compounds provided. The organic emissive layer can further comprise, e.g., Compound C or BAQ.

BRIEF DESCRIPTION OF THE FIGURES

[0015] FIG. 1 shows an organic light emitting device having separate electron transport, hole transport, and emissive layers, as well as other layers.

[0016] FIG. 2 shows an inverted organic light emitting device that does not have a separate electron transport layer.

[0017] FIG. 3 shows examples of iridium compounds.

DETAILED DESCRIPTION OF THE INVENTION

[0018] FIG. 1 shows an organic light emitting device 100. The figures are not necessarily drawn to scale. Device 100 may include a substrate 110, an anode 115, a hole injection layer 120, a hole transport layer 125, an electron blocking layer 130, an emissive layer 135, a hole blocking layer 140, an electron transport layer 145, an electron injection layer 150, a protective layer 155, and a cathode 160. Cathode 160 is a compound cathode having a first conductive layer 162 and a second conductive layer 164. Device 100 may be fabricated by depositing the layers described, in order. The properties and functions of these various layers, as well as example materials, are described in more detail in U.S. Pat. No. 7,279,704 at cols. 6-10, which are incorporated by reference.

[0019] FIG. 2 shows an inverted OLED 200. The device includes a substrate 210, a cathode 215, an emissive layer 220, a hole transport layer 225, and an anode 230. Device 200 may be fabricated by depositing the layers described, in order. Because the most common OLED configuration has a cathode disposed over the anode, and device 200 has cathode 215 disposed under anode 230, device 200 may be referred to as an "inverted" OLED. Materials similar to those described with respect to device 100 may be used in the corresponding layers of device 200. FIG. 2 provides one example of how some layers may be omitted from the structure of device 100.

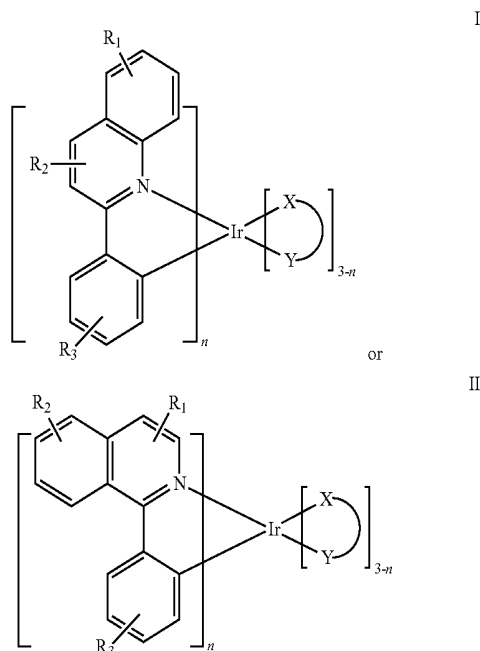
[0020] The simple layered structure illustrated in FIGS. 1 and 2 is provided by way of non-limiting example, and it is understood that embodiments of the invention may be used in connection with a wide variety of other structures. The specific materials and structures described are exemplary in nature, and other materials and structures may be used. Functional OLEDs may be achieved by combining the various layers described in different ways, or layers may be omitted entirely, based on design, performance, and cost factors. Other layers not specifically described may also be included. Materials other than those specifically described may be used. Although many of the examples provided herein describe various layers as comprising a single material, it is understood that combinations of materials, such as

a mixture of host and dopant, or more generally a mixture, may be used. Also, the layers may have various sublayers. The names given to the various layers herein are not intended to be strictly limiting. For example, in device **200**, hole transport layer **225** transports holes and injects holes into emissive layer **220**, and may be described as a hole transport layer or a hole injection layer. In one embodiment, an OLED may be described as having an “organic layer” disposed between a cathode and an anode. This organic layer may comprise a single layer, or may further comprise multiple layers of different organic materials as described, for example, with respect to FIGS. **1** and **2**.

[0021] Numerous Ir(2-phenylquinoline) and Ir(1-phenylisoquinoline) type phosphorescent materials have been synthesized, and OLEDs incorporating them as the dopant emitters have been fabricated. The devices may advantageously exhibit high current efficiency, high stability, narrow emission, high processibility (such as high solubility and low evaporation temperature), high luminous efficiency, and/or high luminous efficiency:quantum efficiency ratio (LE:EQE).

[0022] Using the base structure of Ir(3-Meppy)₃, different alkyl and fluoro substitution patterns were studied to establish a structure-property relationship with respect to material processibility (evaporation temperature, evaporation stability, solubility, etc.) and device characteristics of Ir(2-phenylquinoline) and Ir(1-phenylisoquinoline) type phosphorescent materials and their PHOLEDs. Alkyl and fluoro substitutions are particularly important because they offer a wide range of tunability in terms of evaporation temperature, solubility, energy levels, device efficiency, etc. Moreover, they are stable as functional groups chemically and in device operation when applied appropriately.

[0023] In one embodiment, an iridium compound has the formula (also illustrated in FIG. **3**):



[0024] wherein n is 1, 2 or 3;

[0025] each of R₁, R₂, and R₃ is independently a hydrogen, or a mono-, di-, tri-, tetra-, or penta-substitution of alkyl or aryl;

[0026] at least one of R₁, R₂, and R₃ is a branched alkyl containing at least 4 carbon atoms, and wherein the branching occurs at a position further than the benzylic position; and

[0027] X—Y is an ancillary ligand.

[0028] Together, X and Y represent a bidentate ligand. Numerous bidentate ligands are known to those skilled in the art and many suitable examples are provided in Cotton and Wilkinson, *Advanced Inorganic Chemistry*, Fourth Ed., John Wiley & Sons, New York, 1980. In some embodiments, bidentate ligands are monoanionic. Suitable bidentate ligands include, but are not limited to, acetylacetonate (acac), picolinate (pic), hexafluoroacetylacetonate, salicylidene, 8-hydroxyquinoline; amino acids, salicylaldehydes, and iminoacetones. In one embodiment, X—Y is acac. Bidentate ligands also include biaryl compounds. In some embodiments, the biaryl compounds coordinate to the metal atom through a carbon atom and a nitrogen atom. As used herein, the term “biaryl” refers to compounds comprising two aryl groups covalently joined by a single bond. The aryl groups of a biaryl compound can be aryl or heteroaryl, including both monocyclic or poly-cyclic aryl and heteroaryl groups. Exemplary biaryl groups include, but are not limited to, biphenyl, bipyridyl, phenylpyridyl, and derivatives thereof. Biaryl compounds can serve as bidentate ligands in metal coordination complexes, for instance, by coordinating through one atom in each of the two aryl groups. The coordinating atoms can be carbon or a heteroatom. Further suitable bidentate ligands include, but are not limited to, 2-(1-naphthyl)benzoxazole, 2-phenylbenzoxazole, 2-phenylbenzothiazole, coumarin, thienylpyridine, phenylpyridine, benzothienylpyridine, 3-methoxy-2-phenylpyridine, thienylpyridine, tolylpyridine, phenylimines, vinylpyridines, arylquinolines, pyridyl-naphthalenes, pyridylpyrroles, pyridylimidazoles, phenylindoles, and derivatives thereof. Suitable bidentate ligands also include those provided by U.S. Pat. Nos. 7,001,536; 6,911,271; 6,939,624; and 6,835,469.

[0029] In another embodiment, X and Y can each be a monodentate ligand, that is, any ligand capable of coordinating to a metal atom through one atom. Numerous monodentate ligands are well known in the art, and many suitable examples are provided in Cotton and Wilkinson, *supra*. In some embodiments, monodentate ligands can include F, Cl, Br, I, CO, CN, CN(R⁴), SR⁴, SCN, OCN, P(R⁴)₃, P(OR⁴)₃, N(R⁴)₃, NO, N₃, or a nitrogen-containing heterocycle optionally substituted by one or more substituents X. Each R⁴ is independently H, C₁-C₂₀ alkyl, C₂-C₂₀ alkenyl, C₂-C₂₀ alkynyl, C₁-C₂₀ heteroalkyl, C₃-C₄₀ aryl, C₃-C₄₀ heteroaryl. R⁴ is optionally substituted by one or more substituents X, wherein each X is independently H, F, Cl, Br, I, R⁵, OR⁵, N(R⁵)₂, P(R⁵)₂, P(OR⁵)₂, POR⁵, PO₂R⁵, PO₃R⁵, SR⁵, Si(R⁵)₃, B(R⁵)₂, B(OR⁵)₂, C(O)R⁵, C(O)OR⁵, C(O)N(R⁵)₂, CN, NO₂, SO₂, SOR⁵, SO₂R⁵, or SO₃R⁵. Each R⁵ is independently H, C₁-C₂₀ alkyl, C₁-C₂₀ perhaloalkyl, C₂-C₂₀ alkenyl, C₂-C₂₀ alkynyl, C₁-C₂₀ heteroalkyl, C₃-C₄₀ aryl, or C₃-C₄₀ heteroaryl. The phrase “nitrogen-containing heterocycle” as used herein refers to any heterocyclic group containing at least one nitrogen atom. Nitrogen-containing heterocycles can be saturated or unsaturated and include, but are not limited to, pyridine, imidazole, pyrrolidine, piperidine, morpholine, pyrimidine, pyrazine, pyridazine, pyrrole, 1,3,4-triazole, tetrazole, oxazole, thiazole, and derivatives thereof. In further embodiments, one of X and Y is a neutral monodentate ligand, and the other of X and Y is monoanionic, i.e., X and Y have a combined charge of (−1). For example, X can be chloro, and Y can be pyridyl.

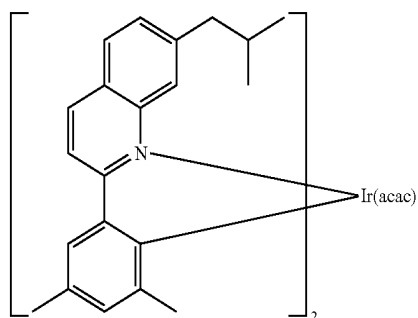
[0030] Some of the compounds provided comprise at least one bidentate phenylquinolinato (pq) ligand. The term phe-

nylquinolinato, or pq, as used herein refers to both substituted and non-substituted ligands, and the number (n) of coordinated pq ligands can be 1, 2, or 3. In some embodiments, compounds comprise m-1 pq ligands (wherein m is the formal charge of the metal) or, in some embodiments, two pq ligands. Phenylquinolinato ligands can be substituted with substituents R_1 , R_2 , and R_3 as defined above. Any combination of substituents is suitable. Adjacent-positioned substituents can, together, comprise a 4- to 7-member cyclic group that is fused to the ligand. For example, the pairs R_1 and R_2 or R_2 and R_3 can comprise a fused cyclic group. The phrase “fused cyclic group” refers to a cyclic group that shares one or more bonds with a further cyclic group. The pq ligands can have any number of fused cyclic group substituents. Any feasible combination of fused cyclic groups and the remaining of R_1 , R_2 , and R_3 not involved in a fused cyclic group is contemplated.

[0031] As used herein, the term “alkyl” includes linear, branched, and cyclic alkyl groups. In some embodiments, alkyl groups are C_1 - C_{20} alkyl groups. Exemplary alkyl groups include, but are not limited to, methyl, ethyl, n-propyl, isopropyl, n-butyl, isobutyl, cyclohexyl, and norbornyl. In one embodiment, the compound includes a branched aryl, wherein the branching occurs at a position further than the benzylic position. The benzylic position is the carbon attached directly to the aryl ring. Thus, in this embodiment, the alkyl chain projects linearly from the aryl ring for at least two carbons until branching begins. The branched alkyl can be, e.g., an isobutyl group.

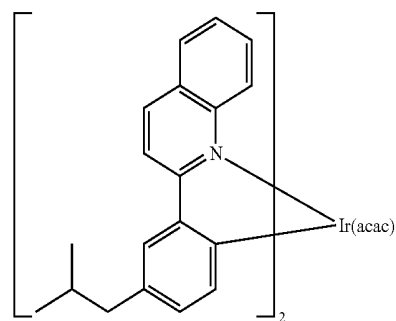
[0032] As used herein, the term “heteroalkyl” refers to alkyl groups including one or more heteroatoms such as O, S, or N. Heteroalkyl groups can also comprise unsaturations. Exemplary heteroalkyl groups include, but are not limited to, pyrrolidinyl, piperidinyl, and morpholinyl. The term “perhaloalkyl” refers to alkyl groups substituted by halogen. Exemplary perhaloalkyl group include, but are not limited to, trifluoromethyl, trichloromethyl, and pentafluoroethyl. “Alkenyl” groups refer to alkyl groups having one or more double bonds, and “alkynyl” groups refer to alkyl groups having one or more triple bonds. “Aryl” groups can be any mono- or polycyclic aromatic group, and “heteroaryl” refers to an aryl group including one or more heteroatoms such as O, S, or N. Aryl groups can have about 3 to about 40 carbon atoms and include, but are not limited to, phenyl, 4-methylphenyl, naphthyl, anthracenyl, and phenanthryl. Heteroaryl groups include, but are not limited to, pyridyl, indolyl, benzothiophene, and quinolinyl. “Amino” groups as used herein include amino, alkylamino, dialkylamino, arylamino, and diarylamino groups. Exemplary amino groups include, but are not limited to, NH_2 , methylamino, dimethylamino, phenylamino, and diphenylamino. “Halo” groups are halogens including, e.g., fluoro, chloro, bromo, and iodo.

[0033] Specific examples of compounds of formula I or II include:

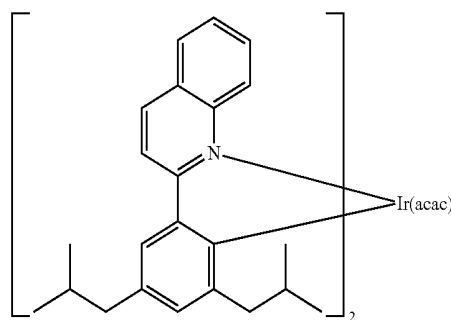


Compound 9

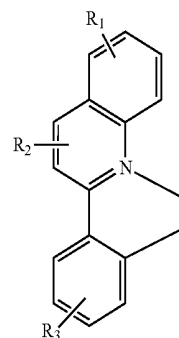
-continued



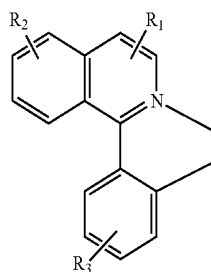
Compound 20

, and
Compound 23

[0034] In another embodiment, a compound including a ligand has the formula:



I'



II'

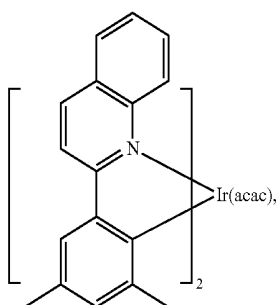
[0035] wherein each of R_1 , R_2 , and R_3 is independently a hydrogen, or a mono-, di-, tri-, tetra-, or penta-substitution of alkyl or aryl;

[0036] at least one of R_1 , R_2 , and R_3 is a branched alkyl containing at least 4 carbon atoms, and

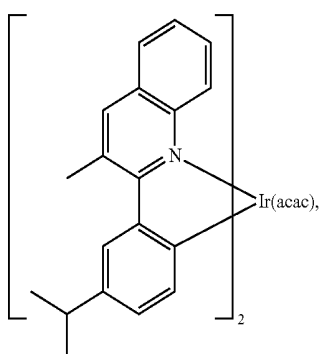
[0037] wherein the branching occurs at a position further than the benzylic position.

[0038] In one embodiment, the ligand is coordinated to a metal having an atomic number greater than 40. The metal can be any metal atom, including second and third row transition metals, lanthanides, actinides, main group metals, alkali metals, and alkaline earth metals. Heavy metals may provide thermal stability and superior phosphorescent properties. Second row transition metals include any of Zr, Nb, Mo, Tc, Ru, Rh, Pd, Ag, and Cd, and third row transition metals include any of La, Hf, Ta, W, Re, Os, Ir, Pt, Au, and Hg. Main group metals include, e.g., In, Sn, Sb, Tl, Pb, Bi, and Po. In some embodiments, M is Ir, Os, Pt, Pb, Re, or Ru. In other embodiments, the metal atom is Ir. The metal atom M can have any formal charge designated as m. In some embodiments, the formal charge is positive such as 1+, 2+, 3+, 4+, 5+, 6+, 7+, or 8+. In one embodiment, formal charge is greater than 1+. In another embodiment, formal charge is greater than 2+. In yet another embodiment, formal charge can be 3+.

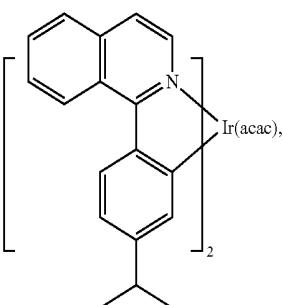
[0039] In another embodiment, a compound is selected from the group consisting of:



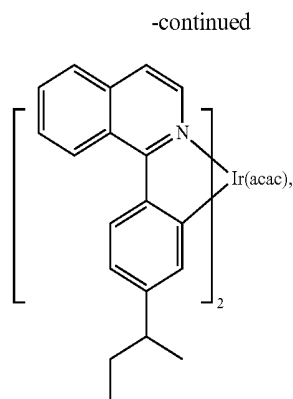
Compound 1



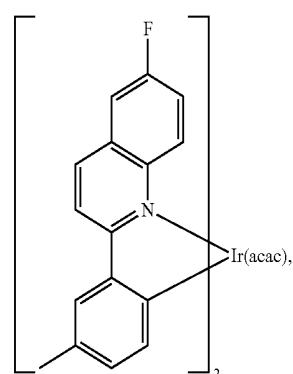
Compound 2



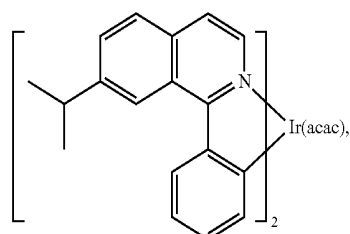
Compound 3



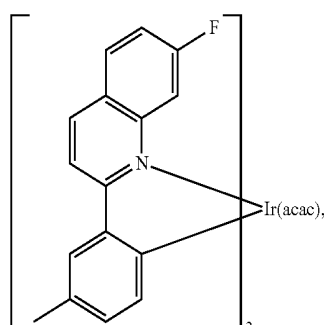
Compound 4



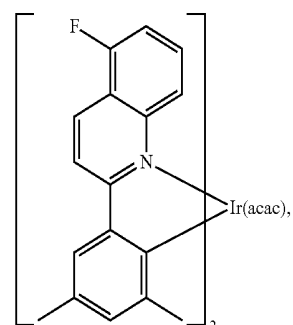
Compound 5



Compound 6

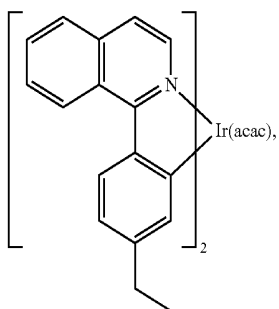


Compound 7

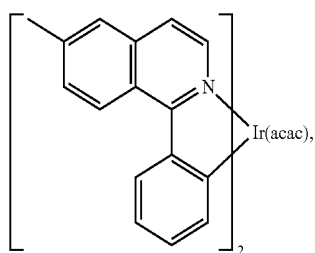


Compound 8

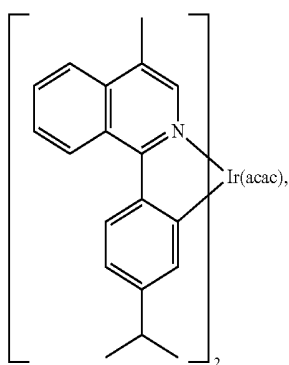
-continued



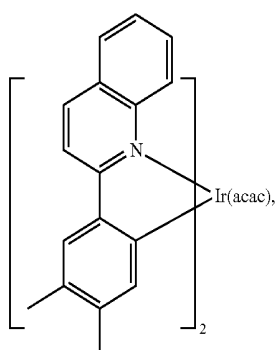
Compound 10



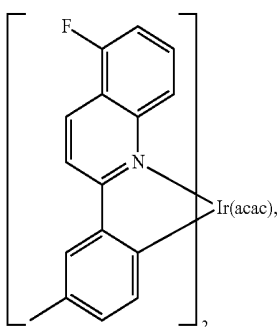
Compound 11



Compound 12

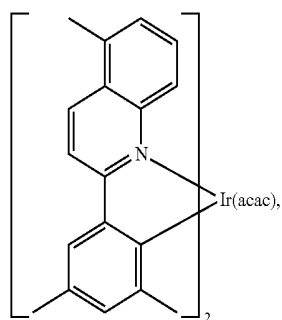


Compound 13

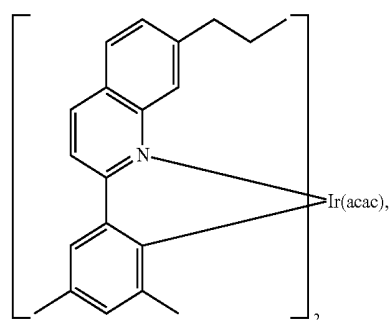


Compound 14

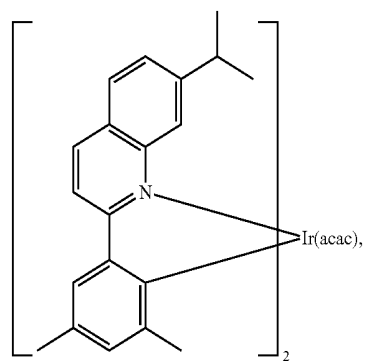
-continued



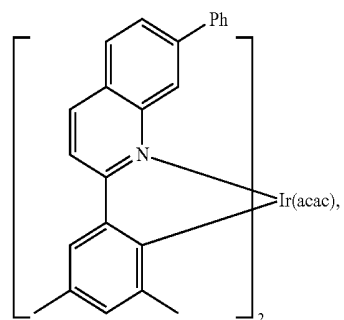
Compound 15



Compound 16

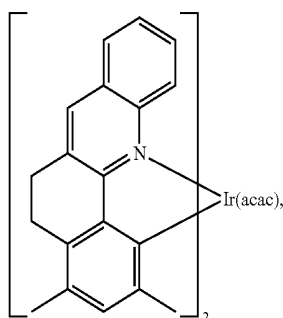


Compound 17

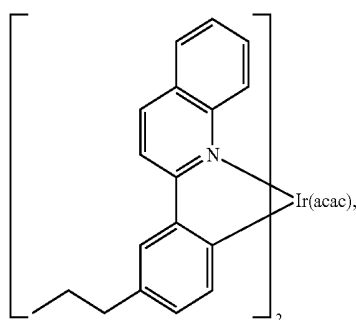


Compound 18

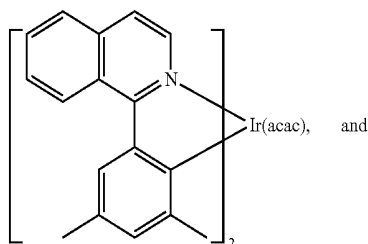
-continued



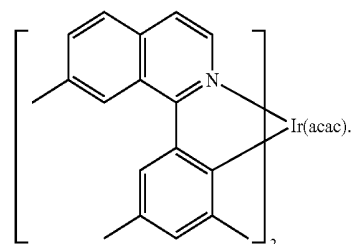
Compound 19



Compound 21



Compound 22



Compound 24

[0040] Some of the compounds provided can be photoluminescent. In some embodiments, the compounds are efficient phosphors having, for example, a significant portion of luminescence arising from phosphorescent emission. In some embodiments, the emission can be red or reddish. Color of emission can be estimated from the photoluminescence spectrum. A luminescence maximum of about 550 to about 700 nm can indicate red or reddish emission. A maximum at lower wavelengths can indicate green or blue emission. Additionally, the color of emission can be described by color index coordinates x and y (Commission Internationale de L'Eclairage (CIE) 1931 standard 2-degree observer; see, e.g., Shoustikov, et al., IEEE Journal of Selected Topics in Quantum Electronics, 1998, 4, 3; Dartnall, et al., Proceedings of the Royal Society of London B, 1983, 220, 115; Gupta, et al., Journal of Photochemistry, 1985, 30, 173; Colorimetry, 2^{sup}.nd ed., Publication CIE 15.2-1986 (ISBN 3-900-734-00-3)). For example, a com-

pound emitting in the reds can have coordinates of about 0.5 to about 0.8 for x and about 0.2 to about 0.5 for y .

[0041] Some of the compounds provided may advantageously emit a more saturated hue, particular red. In other words, the compounds may emit a color that is closer to the pure spectral colors falling along the outside curve of the chromaticity diagram, i.e., colors that are produced by a single wavelength of light. The compounds may exhibit a narrower emission than other comparative compounds. Alternatively, the compounds may exhibit an emission profile that is closer to an industry standard hue for displays.

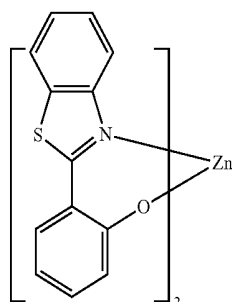
[0042] Processes for preparing compounds are also provided. Phenylquinolinato ligands (L) having desired substitutions can be made using the general procedure of coupling phenyl boronic acid having desired substitution with chloroquinoline (e.g., 2-chloroquinoline, 3-chloroisoquinoline, or 2-chloroisoquinoline) also having desired substitution. Coupling procedures can be, for example, conducted under Suzuki conditions in the presence of palladium(II) (see, e.g., Miyaura, et al., Chem. Rev. 1995, 2457). The quinoline (or isoquinoline) and boronic acid starting materials can be obtained from commercial sources or synthesized by methods known in the art. For example, 3-chloroisoquinoline can be made according to the procedures described in Haworth, R. D., et al., J Chem. Soc., 1948, 777.

[0043] Phenylquinoline ligands (L) having desired substitution can be coordinated to a metal atom by, for example, contacting the ligands with a metal halide complex. Metal halide complexes include compounds comprising at least one metal coordinated to one or more halide ligands. Metal halide complexes can be of the Formula $M(Q)_q$, where Q is a halide ligand and q is the number of halide ligands. For example, q can be about 2 to about 6. For the preparation of iridium-containing compounds, the metal halide complex can be $IrCl_3$. This and other metal halide complexes are well known in the art and commercially available. Under sufficient time and conditions, the contacting can result in the formation of a metal-containing intermediate, having mixed coordination of halide and phenylquinoline ligands L. In some embodiments, the metal atom of the intermediate can coordinate to at least one L. In other embodiments, the metal atom of the intermediate can coordinate two L. In further embodiments, the intermediate can be polynuclear comprising, for example, more than one metal atom and bridging halide ligands. When the metal halide complex is $IrCl_3$, the metal-containing intermediate can be an iridium dimer complex having, for example, the structure $L_2Ir(\mu-Cl)_2IrL_2$. Any remaining halide ligands of the intermediate, including bridging halides, can be replaced by ligand substitution with one or more ancillary ligands, such as represented by X and Y in Formula I or II. For example, 2,4-pentanedione in the presence of base can replace coordinated halide ligands in the metal-containing intermediate to give an acetylacetonato complex. Syntheses of exemplary compounds are provided in the Examples.

[0044] Some of the compounds provided can be used as emitters in organic light emitting devices. Accordingly, the compounds can be present in an emissive layer (i.e., a layer from which light is primarily emitted) of a such device. The emissive layer can be, for example, a layer consisting essentially of one or more of the compounds provided. Some of the compounds provided can also be present as dopants. For example, an emissive layer can comprise host material doped with one or more of the compounds provided. The

host material can comprise any compound, including organic and organometallic compounds, suitable in an emissive layer in an OLED. Exemplary organic host materials include, but are not limited to, BCP (bathocuproine or 2,9-dimethyl-4,7-diphenyl-1,10-phenanthroline), CBP (4,4'-N,N'-dicarbazole biphenyl), OXD7 (1,3-bis(N,N-t-butylphenyl)-1,3,4-oxadiazole), TAZ (3-phenyl-4-(1'-naphthyl)-5-phenyl-1,2,4-triazole), NPD (4,4'-bis[N-(1-naphthyl)-N-phenyl-amino]biphenyl), CuPc (copper phthalocyanine), Alq₃ (aluminum tris(8-hydroxyquinolate)), and BALq ((1,1'-biphenyl)-4-olato)bis(2-methyl-8-quinolinolato N1,O8)aluminum). Other materials that can be included in an emissive layer in addition to the emissive compounds include Irppy (tris(2-phenylpyridinato-N, C2')iridium(III)), Flrpic (bis(2-(4,6-difluorophenyl)pyridinato-N,C2')iridium(III)(picolinate)), and other metal complexes such as those described in U.S. Pat. Nos. 7,001,536; 6,911,271; and 6,939,624. As dopants, some of the compounds provided can be present in the emissive layer, such as in host material, in amounts of about 1 to about 20 wt %, about 5 to about 15 wt %, about 5 to about 10 wt %, or other similar ranges.

[0045] In one embodiment, specific combinations of dopants and hosts are provided. For example, the organic emissive layer can comprise BALq or Compound C.



Compound C

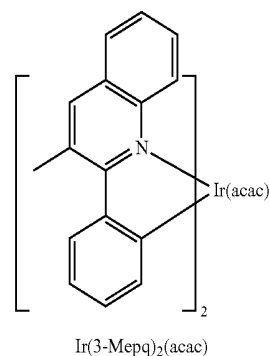
[0046] In one embodiment, the organic emissive layer comprises Compound 1 and Compound C. In another embodiment, the organic emissive layer comprises Compound 9 and Compound C. In yet another embodiment, the organic emissive layer comprises Compound 22 and BALq. In still another embodiment, the organic emissive layer comprises Compound 24 and BALq.

[0047] Accordingly, in another embodiment, a composition comprises one or more of the compounds provided. In some embodiments, compositions comprise at least one of the compounds provided and a further compound suitable for use in an OLED. For example, further compounds can include any of the host materials mentioned above. Additionally, further compounds can include other emitters or metal complexes, such as Flrpic, Irppy, and other complexes mentioned above.

[0048] Devices comprising at least one of the compounds provided may have superior properties as compared with known devices. For example, high external quantum and luminous efficiencies can be achieved in the present devices. Device lifetimes are also generally better than, or at least comparable to, some of the most stable fluorescent devices reported.

[0049] Table 1 provides data for devices using exemplary compounds as well as devices using Comparative Examples 1 and 2:

Comp. Ex. 1

Ir(3-Mepq)₂(acac)

Comp. Ex. 2

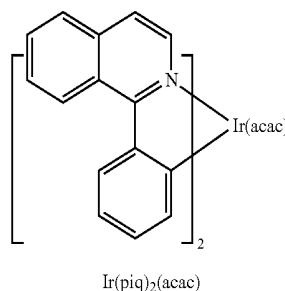
Ir(piq)₂(acac)

TABLE 1

Dopant	EML					At 10 mA/cm ²				T _{80%} at 40 mA/cm ² (hr)				70° C. Lifetime comparison (L ₀) ² (T80%) at 70° C. (×10 ⁹)
	T _{subl} at 0.24 Å/s (° C.)	dopant %	λ max	FWHM (nm)	CIE	V (V)	LE (cd/A)	EQE (%)	LE:EQE	L ₀ (cd/m ²)	RT	70° C.		
Comp. Ex. 1	206	12	622	94	0.65 0.35	8.1	14.3	14	1.01	4817	991	60		1.39
Comp. Ex. 2	229	9	630	84	0.68 0.32	9.1	11.1	15	0.72	3808	1200	180		2.61
1	192	12	622	66	0.67 0.33	8.8	18.3	17.7	1.03	6382	n.m.	73		2.97
2	220	12	634	82	0.68 0.32	8.9	9.6	13.5	0.71	3308	n.m.	127		1.39
3	200	12	632	80	0.68 0.32	8.8	10.8	15.6	0.69	3784	n.m.	145		2.08
4	186	12	630	82	0.68 0.32	9.49	11.07	16	0.69	3852	n.m.	132		1.96
5	206	12	626	82	0.66 0.33	8.8	14.6	16.1	0.91	5175	n.m.	55		1.47
6	207	12	628	86	0.67 0.32	9	11.2	15.3	0.73	4007	n.m.	127		2.04

TABLE 1-continued

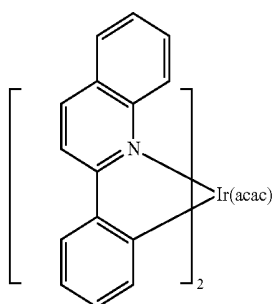
Dopant	EML					At 10 mA/cm ²				T _{80%} at 40 mA/cm ² (hr)		70° C. Lifetime comparison (L ₀) ² (T80%)	
	T _{subl} at 0.24 Å/s (° C.)	dopant %	λ max	FWHM (nm)	CIE	V (V)	LE (cd/A)	EQE (%)	LE:EQE	L ₀ (cd/m ²)	RT	70° C.	at 70° C. (×10 ⁹)
7	202	12	626	83	0.66 0.34	8.6	14.3	14	1.02	4877	n.m.	127	3.02
8	177-185	12	636	70	0.69 0.31	8.6	9.8	14.6	0.67	3390	n.m.	38	0.44
9	163-172	12	618	61	0.66 0.34	9.2	23.5	18.8	1.25	7992	n.m.	60	3.83
13	211	12	618	78	0.65 0.35	9.1	20.1	17.2	1.17	6865	n.m.	52	2.45
14	212	12	632	80	0.67 0.33	9.6	7.9	10.1	0.78	2810	n.m.	32	0.25
15	217	12	622	66	0.665 0.333	8.9	18.6	17.5	1.06	6411	n.m.	40	1.64
16	186	12	618	65	0.658 0.340	9.8	22.4	18.7	1.20	7593	n.m.	10.56	0.61
20	210	12	620	79	0.655 0.347	8.7	16.8	15.4	1.09	6026	n.m.	80	2.91
22	210	12	637	66	0.693 0.304	9.5	9.8	17.5	0.56	3277	n.m.	80	0.86
24	218	12	635	66	0.691, 0.306	8.9	11.5	19.0	0.61	3894	n.m.	90	1.36

n.m. = not measured

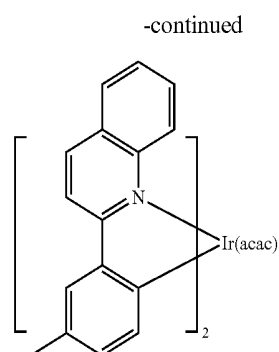
[0050] As shown in Table 1, several exemplary compounds demonstrated efficiency and lifetime that was better than, or at least comparable to, the comparative examples. For example, the LE and EQE of Compound 1 are 18.3 cd/A and 17.7%, respectively, at CIE of (0.67, 0.33). The LE:EQE ratio is 1.03, which is significantly higher than that of Comparative Example 2 (LE:EQE=0.72), which is only slightly more red (0.68, 0.32). The 70° C. lifetime comparison shows that Compound 1 is more stable than Comparative Example 2. Compound 1 is the best deep red emitter to date in the industry.

[0051] Some exemplary compounds also have high LE:EQE ratios compared to Comparative Examples 1 with similar CIE coordinates (0.65-0.66, 0.34-0.35) due to the narrow emission profile of the exemplary compounds. For example, Compound 9 has a deeper red CIE than Comparative Example 1, yet the LE:EQE ratio of Compound 9 is 1.25, which is significantly higher than that of Comparative Example 1 (1.01).

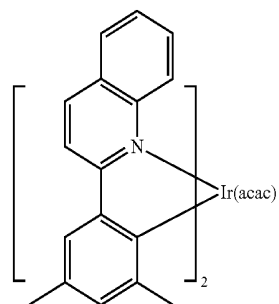
[0052] Table 2 shows data for devices using exemplary compounds as well as devices using Comparative Examples.



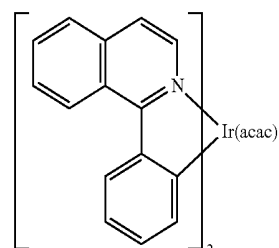
Comp. Ex. 3



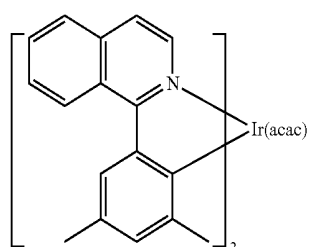
Comp. Ex. 4



Compound 1



Comp. Ex. 5



Compound 22

TABLE 2

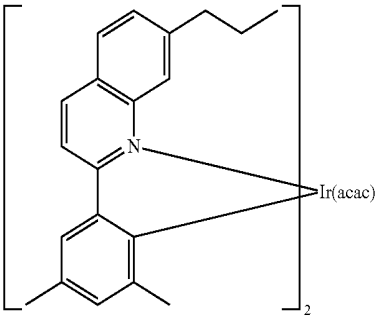
Dopant	Tsubl at 0.24 Å/s (° C.)	λ max	FWHM (nm)	CIE	At 10 mA/cm ²				L ₀ (cd/m ²)	T _{80%} at 40 mA/cm ² (hr)	
					V	LE	EQE	LE:EQE			
					(V)	(cd/A)	(%)			RT	70° C.
Comp. Ex. 3	200-210	602	78	0.61 0.38	8.5	27.1	16.6	1.63	9370	200	n.m.
Comp. Ex. 4	237	618	78	0.65 0.34	8	9.8	8.8	1.11	3622	530	n.m.
1	192	622	66	0.67 0.33	8.8	18.3	17.7	1.03	6382	n.m.	73
Comp. Ex. 5	229	632	84	0.68 0.32	8.8	10.6	15.2	0.70	3757	n.m.	240
22	210	637	66	0.693 0.304	9.5	9.8	17.5	0.56	3277	n.m.	80

[0053] As shown by Table 2, Compound 1 has lower sublimation temperature, higher efficiency, and narrower emission compared with Comparative Examples 3 and 4. Similarly, Compound 22 has a lower sublimation temperature, higher efficiency, and narrower emission compared with Comparative Example 5.

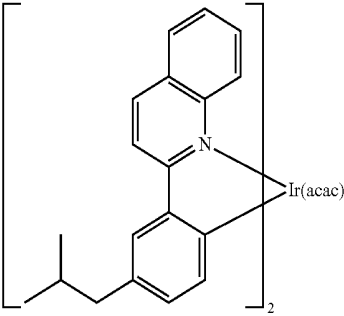
[0054] Compounds having branched alkyl substitution may be particular advantageous. Branched alkyl substitutions on red compounds seem to improve lineshape, efficiency, and lifetime. Table 3 shows data for devices using exemplary compounds, including those having branched alkyl substitutions, as well as devices using Comparative Examples.

-continued

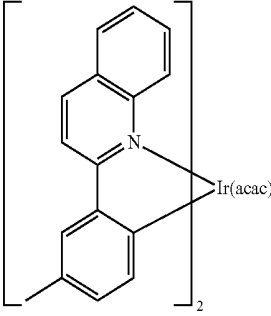
Compound 16



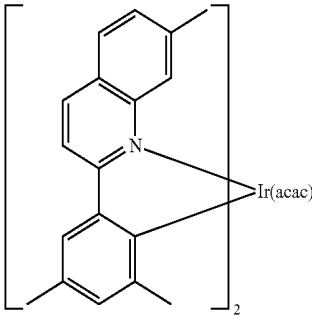
Compound 20



Comp. Ex. 7



Comp. Ex. 6



Compound 9

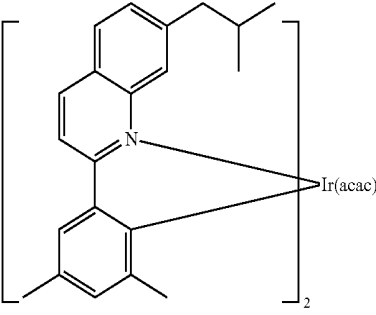


TABLE 3

Dopant	Tsubl at 0.24 Å/s (° C.)	λ max	FWHM (nm)	CIE	At 10 mA/cm ²				L ₀ (cd/m ²)	T _{80%} at 40 mA/cm ² (hr)	
					V	LE	EQE	LE:EQE			
					(V)	(cd/A)	(%)			RT	70° C.
Comp. Ex. 6	190	618	64	0.66 0.34	8.7	20	16.8	1.19	7014	n.m.	31
9	198	618	61	0.66 0.34	9.2	23.5	18.8	1.25	7992	n.m.	60
16	186	618	65	0.658 0.340	9.8	22.4	18.7	1.20	7593	n.m.	10.6

TABLE 3-continued

Dopant	Tsubl at 0.24 Å/s (° C.)	λ max	FWHM (nm)	CIE	At 10 mA/cm ²				L ₀ (cd/m ²)	T _{80%} at 40 mA/cm ² (hr)	
					V	LE	EQE	LE:EQE		RT	70° C.
					(V)	(cd/A)	(%)				
20	210	620	79	0.655 0.347	8.7	16.8	15.4	1.09	6026	n.m.	80
Comp. Ex. 1	237	618	78	0.65 0.34	8	9.8	8.8	1.11	3622	530	n.m.

[0055] As shown by Table 3, isobutyl substitutions on either quinoline or phenyl ring resulted in higher efficiency and longer lifetime. Compared to methyl and n-propyl substitution on the 7 position of quinoline, the isobutyl substitution maintained the emission maximum. However, the spectrum is narrower than methyl or n-propyl substitution. The full width of half maxima (FWHM) decreased to 61 nm, which resulted in a higher ratio of current efficiency to external quantum efficiency. In addition, isobutyl substitution shows much longer lifetime than methyl and n-propyl substitution.

[0056] When the methyl group was replaced by isobutyl group on the phenyl ring (see Compound 20 and Comparative Example 7), the evaporation temperature decreased by 27 degrees. The emission slightly shifted to a more saturated red color. Again, the external quantum efficiency increased from 8.8% to 15.4%.

[0057] In some embodiments, e.g., those comprising Ir, the device emits red. Red devices can have electroluminescence maxima of about 550 to about 700 nm. Similarly, color index coordinates (CIE) for red devices can be about 0.5 to about 0.8 for x and about 0.2 to about 0.5 for y. In some embodiments, devices, e.g., red devices, can have external quantum efficiencies greater than about 4%, 5%, 6%, 7%, 8%, 10%, 12%, or higher at a brightness greater than about 10, 100, 1000 cd/m², or more.

[0058] Typical devices are structured so that one or more layers are sandwiched between a hole injecting anode layer and an electron injecting cathode layer. The sandwiched layers have two sides, one facing the anode and the other facing the cathode. Layers are generally deposited on a substrate, such as glass, on which either the anode layer or the cathode layer may reside. In some embodiments, the anode layer is in contact with the substrate. In some embodiments, for example when the substrate comprises a conductive or semi-conductive material, an insulating material can be inserted between the electrode layer and the substrate. Typical substrate materials may be rigid, flexible, transparent, or opaque, and include, but are not limited to, glass, polymers, quartz, and sapphire.

[0059] In some embodiments, devices comprise further layers in addition to a layer comprising at least one of compounds provided (e.g., an emissive layer). For example, in addition to the electrodes, devices can include any one or more of hole blocking layers, electron blocking layers, exciton blocking layers, hole transporting layers, electron transporting layers, hole injection layers, and electron injection layers. Anodes can comprise an oxide material such as indium-tin oxide (ITO), Zn—In—SnO₂, SbO₂, or the like, and cathodes can comprise a metal layer such as Mg, Mg:Ag, or LiF:Al. Among other materials, the hole transporting layer (HTL) can comprise triaryl amines or metal complexes such as those described in U.S. Pat. No. 7,261, 954. Similarly, the electron transporting layer (ETL) can

comprise, for example, aluminum tris(8-hydroxyquinolate) (Alq₃) or other suitable materials. Additionally, a hole injection layer can comprise, for example, 4,4',4"-tris(3-methylphenylphenylamino)triphenylamine (MTDATA), polymeric material such as poly(3,4-ethylenedioxythiophene) (PEDOT), metal complex such as copper phthalocyanine (CuPc), or other suitable materials. Hole blocking, electron blocking, and exciton blocking layers can comprise, for example, BCP, BAlq, and other suitable materials such as Flrpic or other metal complexes described in U.S. Pat. No. 7,261,954. Some of the compounds provided can also be included in any of the above mentioned layers.

[0060] Light emitting devices can be fabricated by a variety of well-known techniques. Small molecule layers, including those comprised of neutral metal complexes, can be prepared by vacuum deposition, organic vapor phase deposition (OVPD), such as disclosed in U.S. Pat. No. 6,337,102, or solution processing such as spin coating. Polymeric films can be deposited by spin coating and chemical vapor deposition (CVD). Layers of charged compounds, such as salts of charged metal complexes, can be prepared by solution methods such as spin coating or by an OVPD method such as disclosed in U.S. Pat. No. 5,554,220. Layer deposition generally, although not necessarily, proceeds in the direction of the anode to the cathode, and the anode typically rests on a substrate. Devices and techniques for their fabrication are described throughout the literature, e.g., U.S. Pat. Nos. 5,703,436; 5,986,401; 6,013,982; 6,097, 147; and 6,166,489. For devices from which light emission is directed substantially out of the bottom of the device (i.e., substrate side), a transparent anode material such as ITO may be used as the bottom electron. Since the top electrode of such a device does not need to be transparent, such a top electrode, which is typically a cathode, may be comprised of a thick and reflective metal layer having a high electrical conductivity. In contrast, for transparent or top-emitting devices, a transparent cathode may be used such as disclosed in U.S. Pat. Nos. 5,703,436 and 5,707,745. Top-emitting devices may have an opaque and/or reflective substrate, such that light is produced substantially out of the top of the device. Devices can also be fully transparent, emitting from both top and bottom.

[0061] Transparent cathodes, such as those used in top-emitting devices preferably have optical transmission characteristics such that the device has an optical transmission of at least about 50%, although lower optical transmissions can be used. In some embodiments, devices include transparent cathodes having optical characteristics that permit the devices to have optical transmissions of at least about 70%, 85%, or more. Transparent cathodes, such as those described in U.S. Pat. Nos. 5,703,436 and 5,707,745, typically comprise a thin layer of metal such as Mg:Ag with a thickness, for example, that is less than about 100 Å. The Mg:Ag layer can be coated with a transparent, electrically-conductive,

sputter-deposited ITO layer. Such cathodes are often referred to as compound cathodes or as TOLED (transparent-OLED) cathodes. The thickness of the Mg:Ag and ITO layers in compound cathodes may each be adjusted to produce the desired combination of both high optical transmission and high electrical conductivity, for example, an electrical conductivity as reflected by an overall cathode resistivity of about 30 to 100 ohms per square. However, even though such a relatively low resistivity can be acceptable for certain types of applications, such a resistivity can still be somewhat too high for passive matrix array OLED pixels in which the current that powers each pixel needs to be conducted across the entire array through the narrow strips of the compound cathode.

[0062] Light emitting devices can be used in a pixel for an electronic display. Virtually any type of electronic display can incorporate the devices. Displays include, but are not limited to, computer monitors, televisions, personal digital assistants, printers, instrument panels, and bill boards. In particular, the devices can be used in flat-panel displays and heads-up displays.

[0063] The following examples are illustrative only and are not intended to be limiting. Those skilled in the art will recognize, or be able to ascertain through routine experimentation, numerous equivalents to the specific substances and procedures described herein. Such equivalents are considered to be within the scope of the claimed invention. All references named herein are expressly and entirely incorporated by reference.

EXAMPLES

[0064] In the exemplary syntheses described herein, the following reagents are abbreviated as follows:

[0065] DME 1,2-dimethoxyethane

[0066] $\text{Pd}_2(\text{dba})_3$ Tris(dibenzylideneacetone)dipalladium

[0067] $\text{Pd}(\text{OAc})_2$ Palladium acetate

[0068] $\text{Pd}(\text{PPh}_3)_4$ Tetrakis(triphenylphosphine)palladium

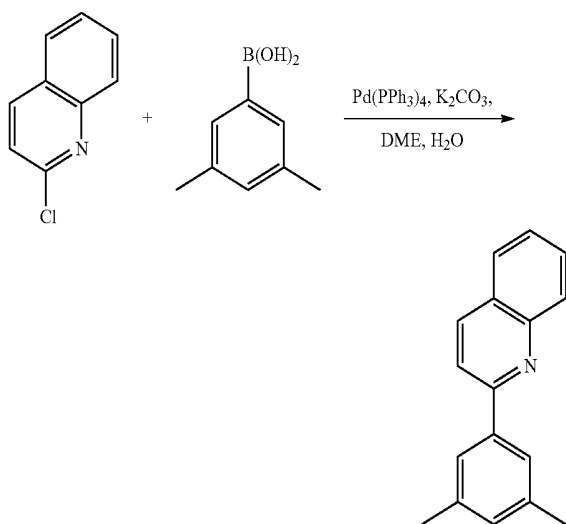
[0069] Ph_3P Triphenylphosphine

[0070] $\text{RuCl}_2(\text{PPh}_3)_3$ Dichlorobis(triphenylphosphine)ruthenium (III)

[0071] THF Tetrahydrofuran

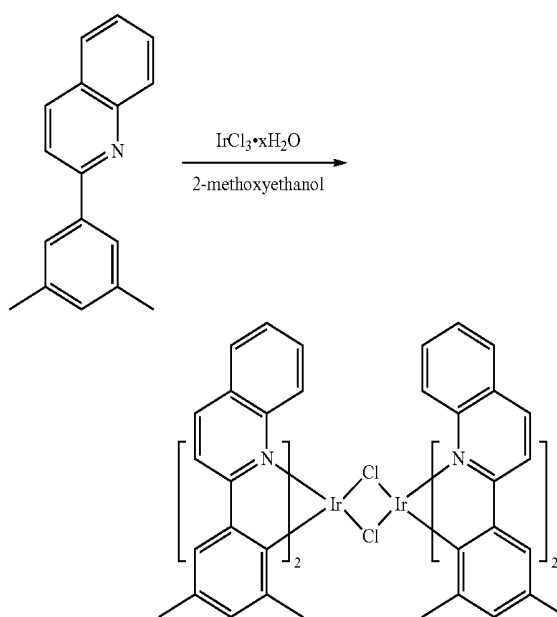
Synthesis of Compound 1

[0072] Step 1



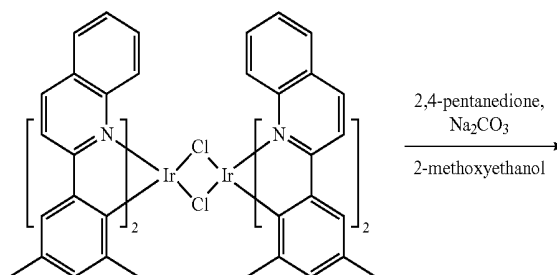
[0073] To a 500 mL round bottle flask, 9.0 g (~54.4 mmol) of 2-chloroquinoline, 9.2 g (59.8 mmol) of 3,5-dimethylphenylboronic acid, 1.8 g (1.5 mmol) of $\text{Pd}(\text{PPh}_3)_4$, 22.4 g (163 mmol) of K_2CO_3 , 150 mL of DME, and 150 mL of water were charged. The reaction mixture was heated to reflux under nitrogen overnight. The reaction mixture was cooled, and the organic extracts were purified by a silica gel column chromatography (10% ethyl acetate in hexane as eluent). The material obtained was further purified by vacuum distillation (Kugelrohr) at 185° C. to yield 12.2 g (95% yield) of product as a colorless liquid.

[0074] Step 2

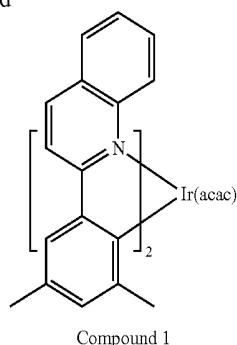


[0075] 46 g (197.4 mmol) of the product from Step 1, 536 mL of 2-methoxyethanol, and 178 mL of water were charged in a 1000 mL three-neck flask. The reaction mixture was bubbled with nitrogen for 45 min with stirring. Then 32 g (86.2 mmol) of $\text{IrCl}_3 \cdot \text{H}_2\text{O}$ was added into this mixture and heated to reflux (100-105° C.) under nitrogen for 17 hrs. The reaction mixture was cooled and filtered. The black-gray solid was washed with methanol (4×150 mL) followed by hexane (3×300 mL). 36.5 g of the dimer was obtained after drying in a vacuum oven. The dimer was used for the next step without further purification.

[0076] Step 3



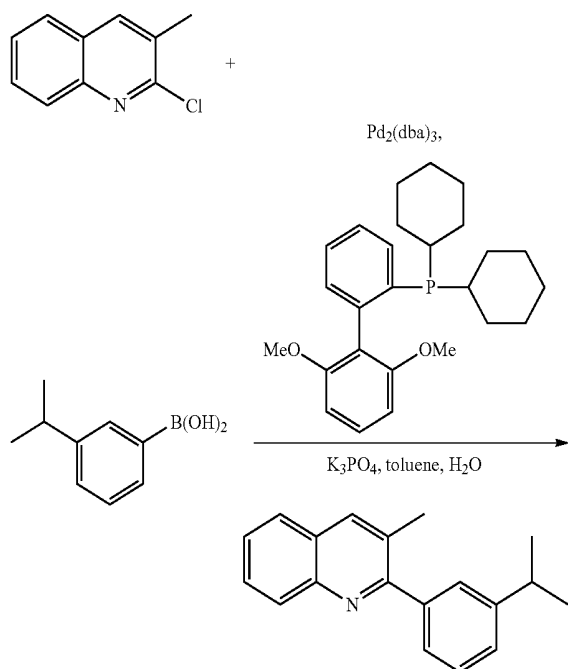
-continued



[0077] 36 g of the dimer (26 mmol), 120 g of 2,4-pentanedione (~1200 mmol), 66 g (622 mmol) of sodium carbonate, and about 500 mL of 2-methoxyethanol were added in a 1000 mL round bottle flask. The reaction mixture was vigorously stirred at room temperature for 24 hrs. The reaction mixture was then suction filtered and washed with methanol (3×250 mL) followed by hexane (4×300 mL). The solid was collected and stirred in ~1000 mL of a solvent mixture (900 mL of methylene chloride and 100 mL of triethylamine) for ~10 min. Then the mixture was gravity filtered with a Whatman Quality 1 Circle filter paper. ~20 g of red final product (52% yield) was obtained after evaporating the solvent in the filtrate (99.5% pure with non-acidic HPLC column).

Synthesis of Compound 2

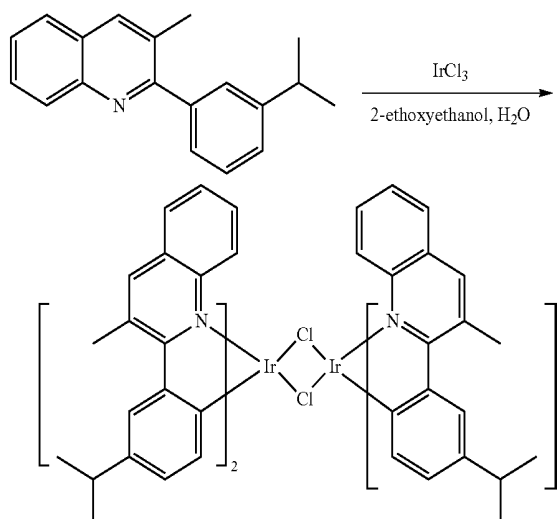
[0078] Step 1



[0079] 4.5 g (25 mmol) of 2-chloro-3-methylquinoline, 5.0 g (30 mmol) of 3-isopropylphenylboronic acid, 17.3 g (75 mmol) of potassium phosphate monohydrate, 0.4 g (1.0

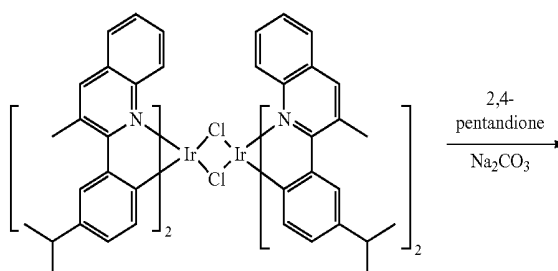
mmol) of 2-dicyclohexylphosphino-2',6'-dimethoxybiphenyl, 100 mL of toluene, and 25 mL of water were added to a 250 mL three-neck flask. The system was purged with nitrogen for 30 min before 0.23 g (0.25 mmol) of $\text{Pd}_2(\text{dba})_3$ was added to the mixture. The reaction mixture was then heated to reflux for 3 hrs. After cooled to room temperature, the layers were separated. The aqueous layer was extracted with ethyl acetate. The organic layers were combined, washed with water, and dried over magnesium sulfate. After evaporating the solvent, the residue was purified by column chromatography using hexanes and ethyl acetate as the eluent. The chromatographed product was further purified by distillation to yield 6.0 g (92% yield) of product (99.7% pure).

[0080] Step 2

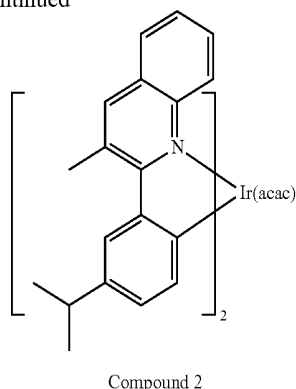


[0081] 5.4 g (20.7 mmol) of the product from Step 1 and 3.2 g (9.0 mmol) of iridium chloride were mixed in 90 mL of 2-ethoxyethanol and 30 mL of water. The mixture was heated to reflux overnight. The solvent was evaporated. 60 mL of 2-ethoxyethanol was added, and the mixture was heated to reflux for another 40 hrs. After cooled to room temperature, the solid was collected by filtration. 3.2 g of the dimer was obtained. The dimer was used for the next step without further purification.

[0082] Step 3



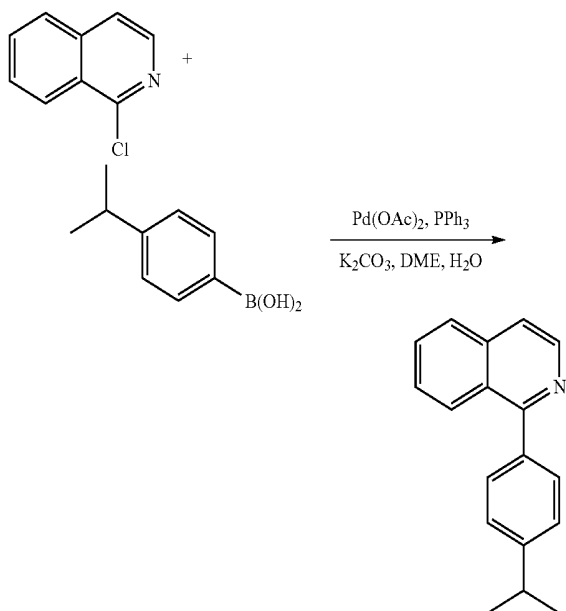
-continued



[0083] 3.2 g of the dimer, 10 mL of 2,4-pentanedione, and 2.5 g of sodium carbonate were added to 50 mL of 1,2-dichloroethane and heated to reflux overnight. After cooled to room temperature, the mixture was filtered. The filtrate was concentrated and run through a triethylamine treated silica gel column. The final compound was sublimed twice, yielding 0.63 g of 98.7% pure product.

Synthesis of Compound 3

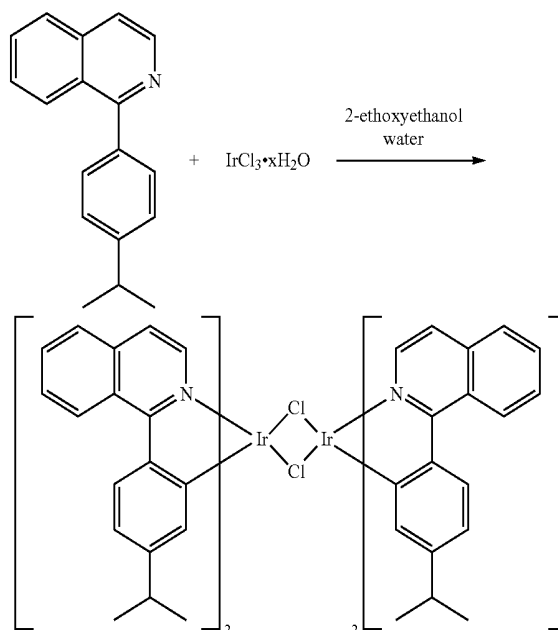
[0084] Step 1



[0085] A mixture of 1-chloroisoquinoline (5.0 g, 30.56 mmol), 4-isopropylphenylboronic acid (5.5 g, 33.62 mmol), Pd(OAc)₂ (0.34 g, 1.53 mmol), Ph₃P (1.60 g, 6.11 mmol), and K₂CO₃ (10.98 g, 79.46 mmol) in 25 mL water and 25 mL of 1,2-dimethoxyethane was stirred and purged with nitrogen for 30 min. The mixture was heated to reflux overnight under nitrogen. The reaction mixture was cooled to room temperature, and water was added, followed by ethyl acetate. The layers were separated, and the aqueous layer was extracted with ethyl acetate. The organic extracts were washed with water, brine, dried over magnesium sulfate, filtered, and evaporated. The residue was purified by

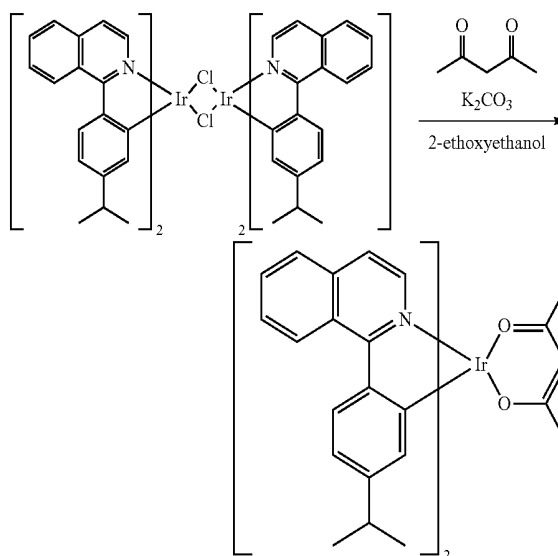
column chromatography eluting with 0, 5, and 10% ethyl acetate/hexanes. The chromatographed product was purified by distillation using a Kugelrohr at 180° C. to yield 5.56 g (74% yield) of the product as a clear oil.

[0086] Step 2



[0087] A mixture of the ligand from Step 1 (5.56 g, 22.48 mmol), iridium chloride (3.78 g, 10.2 mmol), 2-ethoxyethanol (45 mL), and 15 mL of water was refluxed overnight under nitrogen. The mixture was cooled to room temperature, and the solid was filtered, washed with methanol, dried, and used without further purification.

[0088] Step 3

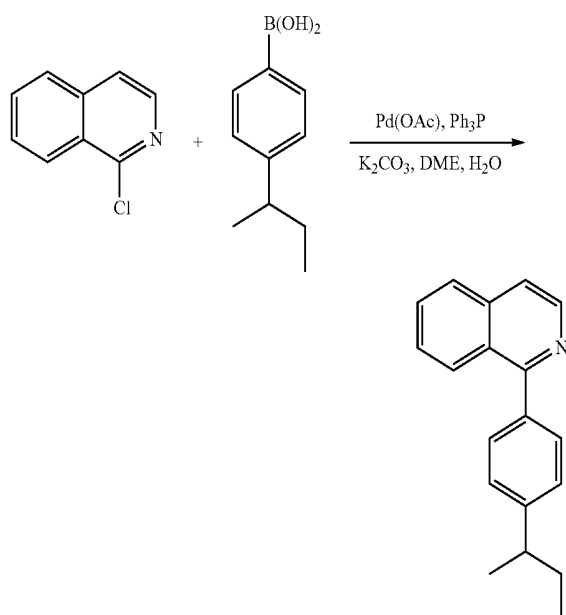


[0089] A mixture of the dimer, 2,4-pentanedione (10.5 mL, 102 mmol), and K₂CO₃ (4.23 g, 30.6 mmol) in 75 mL of 2-ethoxyethanol was refluxed overnight under nitrogen.

The reaction was cooled to room temperature and methanol was added. A red solid was filtered off and washed with methanol. The solid was purified by column chromatography. The column was treated with 20% triethylamine/hexanes prior to purification, then eluted with 20 and 50% dichloromethane/hexanes after loading the solid to the column. 4.2 g (53% yield) of a red solid was obtained as the product, which was further purified by recrystallization from acetonitrile followed by sublimation at 250° C.

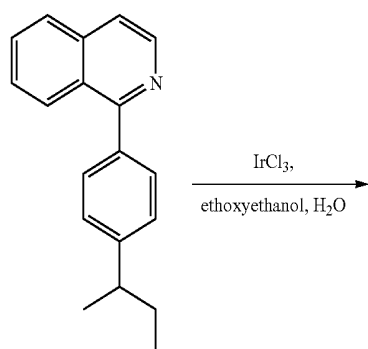
Synthesis of Compound 4

[0090] Step 1

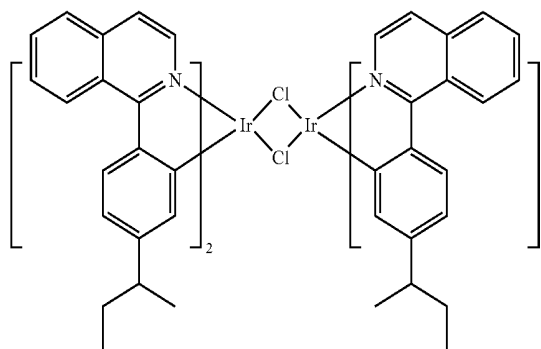


[0091] 1-chloroisoquinoline (2.95 g, 18.00 mmol) was dissolved in 25 mL of DME and 25 mL of water. 4-sec-butylphenylboronic acid (3.36 g, 18.90 mmol), Ph_3P (0.94 g, 3.60 mmol), and K_2CO_3 (7.46 g, 54.01 mmol) were added, and the mixture was stirred and purged with nitrogen for 30 min. $\text{Pd}(\text{OAc})_2$ (0.20 g, 0.90 mmol) was added, and the mixture was refluxed overnight. The product was extracted with ethyl acetate, washed with water, and dried over sodium sulfate. Chromatography (0-20% ethyl acetate/hexanes) yielded a light yellow oil. Further purification by Kugelrohr distillation at 185° C. gave 2.52 g the product as a clear oil.

[0092] Step 2

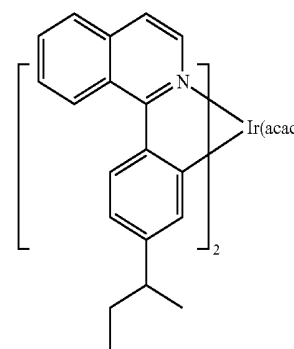
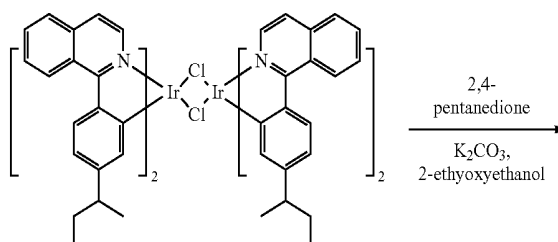


-continued



[0093] The ligand from Step 1 (2.52 g, 9.64 mmol) was combined with iridium chloride (1.62 g, 4.38 mmol) in 40 mL of 3:1 ethoxyethanol:water and refluxed for 24 hrs. The mixture was cooled to room temperature, and the solid was filtered, washed with methanol, dried, and used without further purification.

[0094] Step 3

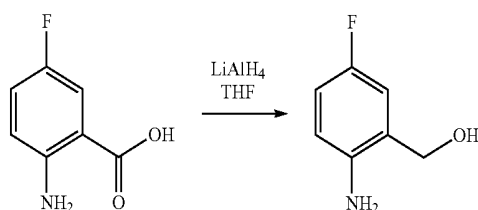


Compound 4

[0095] The dimer was suspended in 25 mL of ethoxyethanol. 2,4-pentanedione (4.51 mL, 43.83 mmol) and K_2CO_3 (1.82 g, 13.15 mmol) were added, and the reaction was refluxed overnight. After cooling the mixture was poured into a large excess of stirring methanol. A red precipitate was filtered and purified by column chromatography (column pretreated with 20% triethylamine/hexanes, run with 0-20% dichloromethane/hexanes) to give red solids, which were further purified by recrystallization from acetonitrile followed by sublimation at 200° C., yielding 0.41 g of product (99.1% pure).

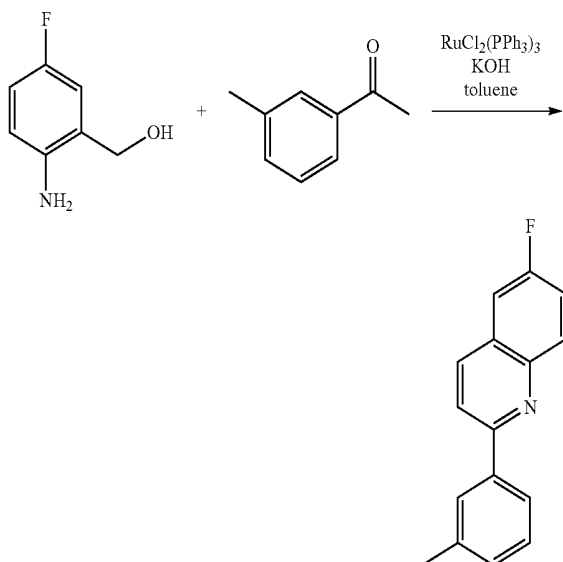
Synthesis of Compound 5

[0096] Step 1



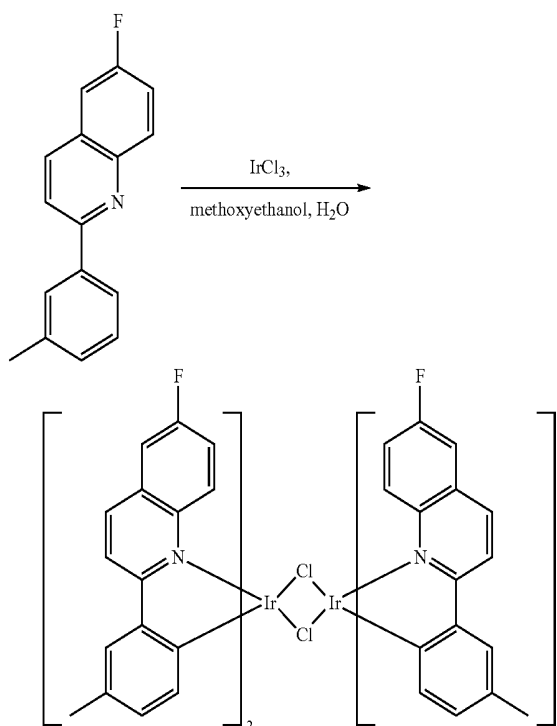
[0097] 2-Amino-5-fluorobenzoic acid (10.0 g, 64.46 mmol) was dissolved in 50 mL of THF and cooled to 0° C. 1.0 M of lithium aluminum hydride in THF (79.93 mL, 79.93 mmol) was added dropwise. The mixture was allowed to warm to room temperature and stirred for 6 hrs. The reaction was placed in an ice bath and 3 mL of water was added dropwise. 50 mL of 1.0 N NaOH was added dropwise and stirred for 15 min. 50 mL of water was added and stirred for 15 min. The mixture was extracted with ethyl acetate, washed with water, and concentrated to a volume of about 100 mL. This was then poured into a large excess of stirring hexanes. The precipitate that formed was filtered, washed with hexanes, and dried under vacuum to yield 6.71 g of off-white solids as the product.

[0098] Step 2



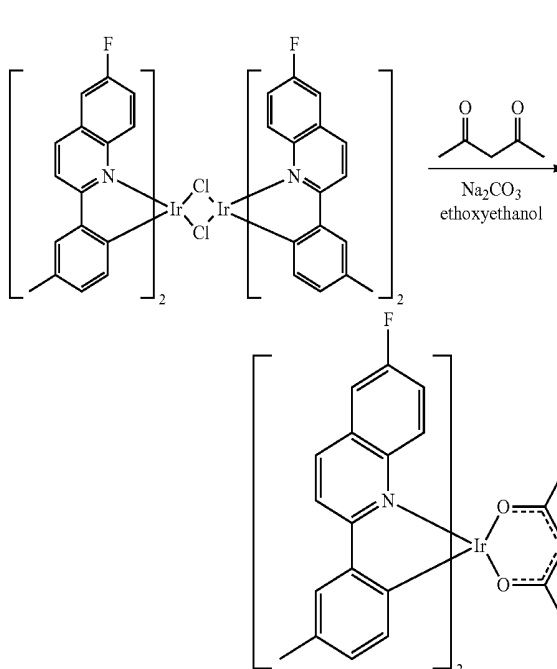
[0099] The product from Step 1 (6.71 g, 47.56 mmol) was combined with 3-methylacetophenone (11.28 g, 84.13 mmol), $\text{RuCl}_2(\text{PPh}_3)_3$ (0.05 g, 0.05 mmol), and potassium hydroxide (0.83 g, 0.02 mmol) in 70 mL of toluene and refluxed overnight using a Dean-Stark trap to remove water. The reaction was cooled to room temperature, and a small amount of Celite was added to the mixture, which was then filtered through a silica gel plug. The filtrate was concentrated. Purification was achieved by chromatography (5% ethyl acetate/hexanes) and vacuum distillation at 200° C. to yield 6.59 g of yellow solids as the product.

[0100] Step 3



[0101] The ligand from Step 2 (6.59 g, 26.22 mmol) was combined with iridium chloride (4.41 g, 11.92 mmol) in 80 mL of a 3:1 methoxyethanol:water solution. The mixture was purged with nitrogen for 20 min and refluxed overnight. The dark red precipitate that formed was filtered off, washed with methanol and hexanes, and used for the next step without further purification.

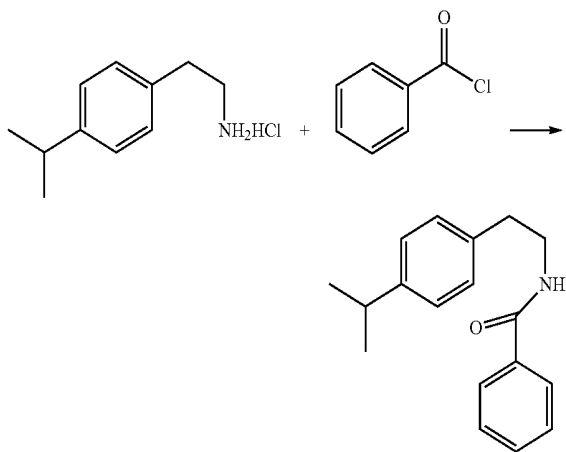
[0102] Step 4



[0103] The dimer (17.39 g, 11.92 mmol) was suspended in 50 mL of ethoxyethanol. 2,4-pentanedione (12.28 mL, 119.20 mmol), and sodium carbonate (3.79 g, 35.76 mmol) were added, and the reaction was stirred overnight at room temperature. The mixture was poured into a large excess of stirring methanol. A red precipitate formed and was filtered off. This precipitate was dissolved in dichloromethane, poured into stirring methanol, and filtered to give a red solid. This procedure was repeated. This solid was dried under vacuum to yield 4.40 g of red solid as the product, which was further purified by two sublimations yielding 3.21 g (99.9% pure).

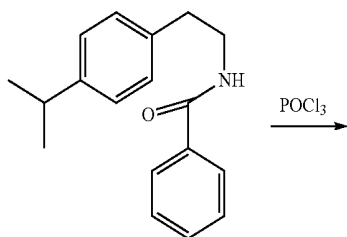
Synthesis of Compound 6

[0104] Step 1



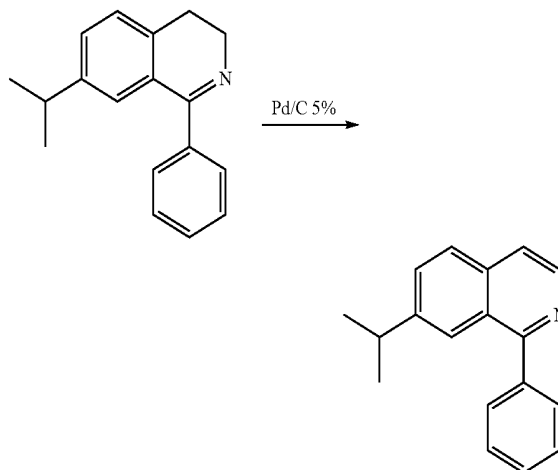
[0105] 5.9 g (0.075 mol) of pyridine and 5 g (0.025 mol) 4-isopropylphenylethylamine hydrochloride were added to a three-neck round-bottom flask with 25 mL of dichloromethane as the solvent. The solution was cooled in an ice bath, and 3.2 mL (0.027 mol) of benzoyl chloride was added slowly via a syringe. The solution was warmed to room temperature and stirred for 12 hrs. Dichloromethane was added, and the organic phase was washed with water, 5% HCl solution, 5% NaOH solution, and dried over MgSO_4 . The solvent was evaporated resulting in 7.5 g of crude product, which was used without further purification.

[0106] Step 2



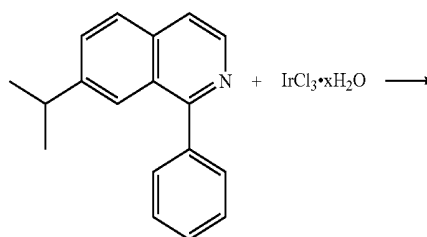
[0107] N-(4-p-isopropylphenylethyl)benzamide (7.5 g), 25 g phosphorous pentoxide, and 25 mL of phosphorous oxychloride in 80 mL of xylenes were refluxed for 3 hrs. After cooling, the solvent was decanted, and ice was slowly added to the solid. The water-residue mixture was made weakly alkaline with 50% NaOH, and the product was extracted with toluene. The organic layer was washed with water and dried over MgSO_4 . The solvent was evaporated resulting in 6.2 g of crude product, which was used without further purification.

[0108] Step 3

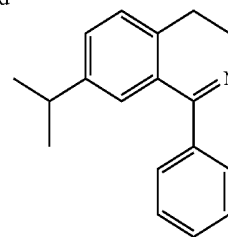


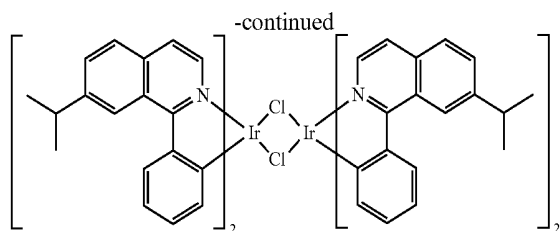
[0109] 6.2 g of 7-isopropyl-1-phenyl-3,4-dihydroisoquinoline and 1 g of 5% Pd/C (~10% by weight) were added to a round-bottom flask with 100 mL of xylenes. The solution was refluxed for 24 hrs, and the formation of the product was monitored by TLC. The xylenes solvent was removed, and the product was purified by column chromatography with ethyl acetate/hexanes. The pure fractions were collected, and the solvent was removed. The product was then distilled in a Kugelrohr apparatus at 185° C. affording 1.8 g (0.0073 mol) of pure product. The overall yield of ligand formation was ~15%.

[0110] Step 4



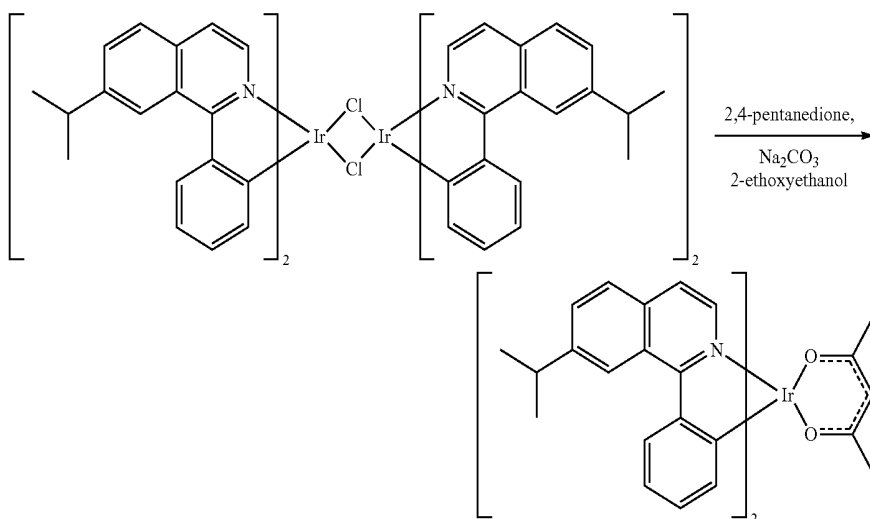
-continued





[0111] A mixture of 1.8 g of the 1-phenyl-7-isopropylisoquinoline ligand (0.0073 mol) and 1.2 g of IrCl_3 (0.0036 mol) in 25 mL of 2-ethoxyethanol and 5 mL of water was refluxed for 18 hrs. Upon cooling, the red solid dimer was filtered and washed with 300 mL of methanol resulting in 1.3 g (25% yield) of crude product.

[0112] Step 5

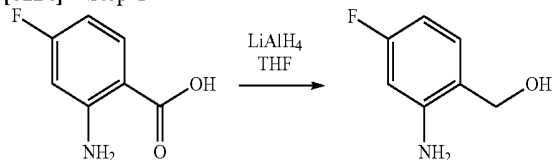


Compound 6

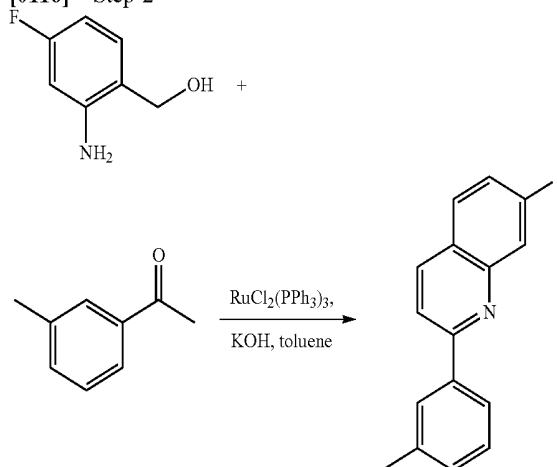
[0113] 1.3 g of the dimer (0.0009 mol), 2 mL of 2,4-pentandione, and 1 g of sodium carbonate were added to a flask with 25 mL of 2-ethoxyethanol. The solution was refluxed for 12 hrs. After cooling, the product was run through a Celite plug with dichloromethane as the solvent. The solvent was removed, and the product was precipitated from 2-ethoxyethanol by adding water. The compound was dissolved in dichloromethane, dried with MgSO_4 , filtered, and the solvent was evaporated. The compound was purified by column chromatography using dichloromethane and hexane as the eluent. The pure fractions were collected, and the solvent was removed. The compound was purified by a second column treated with triethylamine using dichloromethane solvent resulting in 0.55 g of product. The material was sublimed under vacuum at 210°C . resulting in 0.35 (50% yield) of the product.

Synthesis of Compound 7

[0114] Step 1



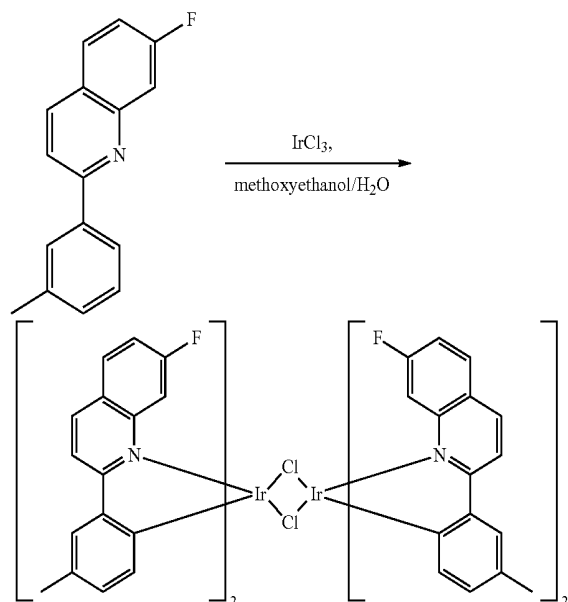
[0116] Step 2



[0117] The product from Step 1 (6.71 g, 47.5 mmol) was combined with 3-methylacetophenone (11.28 g, 84.13 mmol), $\text{RuCl}_2(\text{PPh}_3)_3$ (0.05 g, 0.048 mmol) and potassium hydroxide (0.83 g, 0.015 mmol) in 70 mL of toluene and refluxed overnight using a Dean-Stark trap to remove water. The reaction was cooled to room temperature, and a small amount of Celite was added to the mixture, which was then

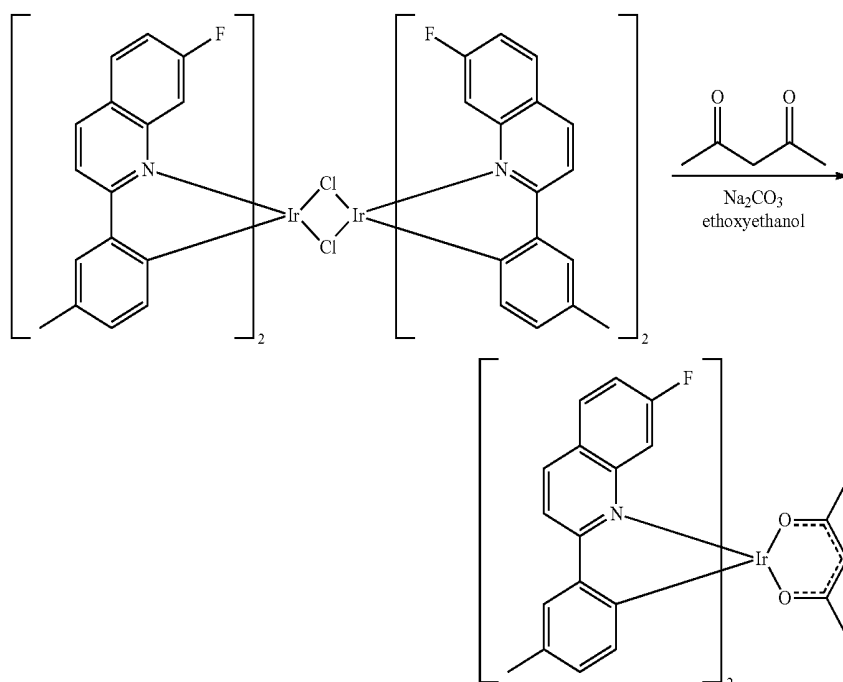
filtered through a silica gel plug and concentrated. Purification was achieved by chromatography (5% ethyl acetate/hexanes) followed by vacuum distillation at 200° C. to yield 6.59 g of yellow solids.

[0118] Step 3



[0119] The ligand from Step 2 (6.59 g, 26.22 mmol) was combined with iridium chloride (4.41 g, 11.92 mmol) in 80 mL of a 3:1 methoxyethanol:water solution. The mixture was purged with nitrogen for 20 min and refluxed overnight. The dark red precipitate that formed was filtered off, washed with methanol and hexanes, and used for the next step.

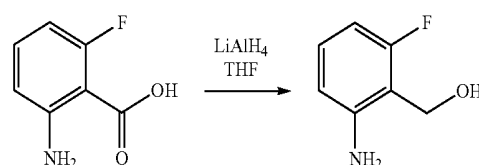
[0120] Step 4



[0121] The dimer (17.39 g, 11.92 mmol) was suspended in 50 mL of ethoxyethanol. 2,4-pentanedione (12.28 mL, 119.20 mmol) and sodium carbonate (3.79 g, 35.76 mmol) were added, and the reaction was stirred overnight at room temperature. The reaction was poured into a large excess of stirring methanol. The red precipitate formed was filtered off, dissolved in dichloromethane, poured into stirring methanol, and filtered to give a red solid. This procedure was repeated. This solid was dried under vacuum to yield 4.40 g of red solid which was further purified by two sublimations, yielding 3.21 g of red solids (99.8% pure).

Synthesis of Compound 8

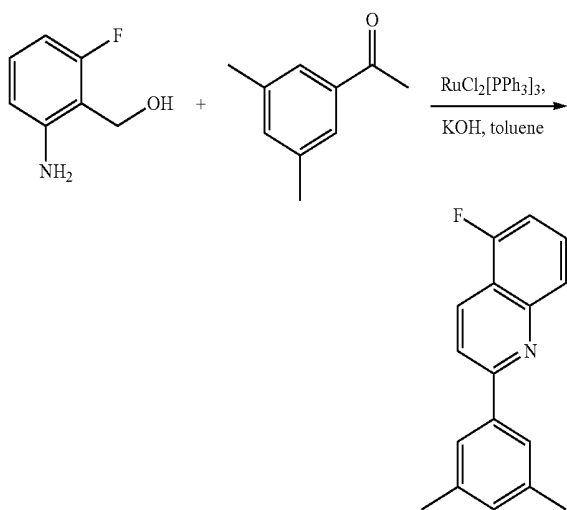
[0122] Step 1



[0123] 2-Amino-6-fluorobenzoic acid (10.0 g, 64.46 mmol) was dissolved in 50 mL of THF and cooled to 0° C. 1.0 M lithium aluminum hydride in THF (79.93 mL, 79.93 mmol) was added dropwise. The mixture was allowed to warm to room temperature and stirred for about 60 hrs. The reaction was placed in an ice bath, and 3 mL of water was added dropwise. 50 mL of 1N NaOH was added dropwise and stirred for 15 min. 50 mL of water was added and stirred for 15 min. The mixture was extracted with ethyl acetate, washed with water, and concentrated to a volume of about 100 mL. This was then poured into a large excess of stirring

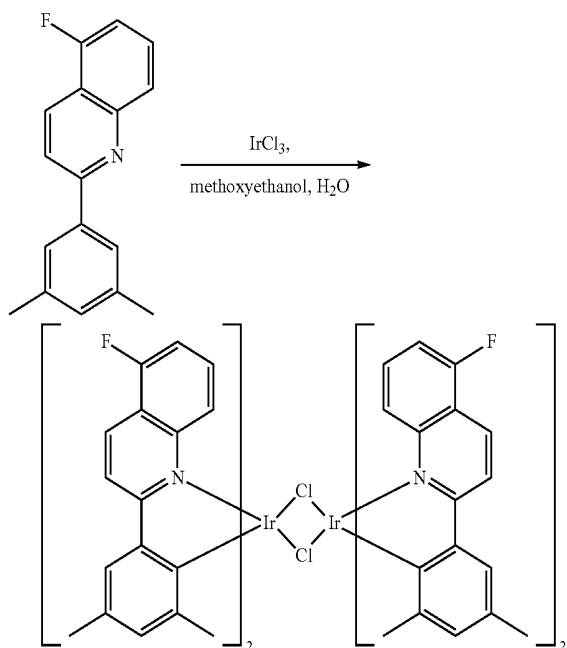
hexanes. The precipitate formed was filtered, washed with hexanes and dried under vacuum to yield 6.71 g of off-white solids.

[0124] Step 2



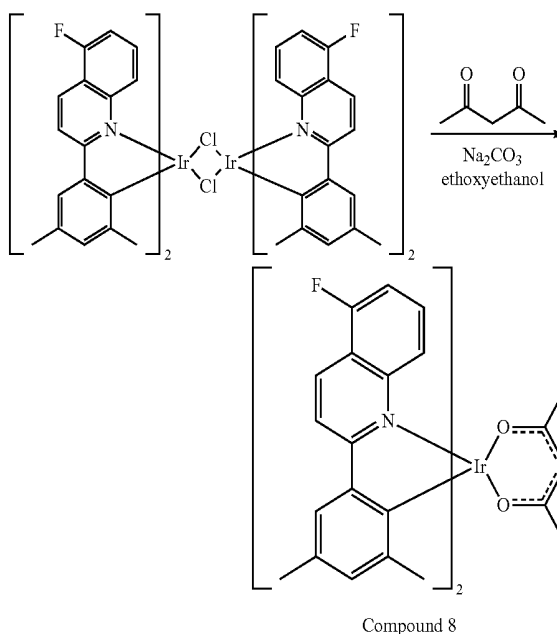
[0125] The product from Step 1 (6.71 g, 47.56 mmol) was combined with 3,5-dimethylacetophenone (11.28 g, 76.09 mmol), $\text{RuCl}_2(\text{PPh}_3)_3$ (0.05 g, 0.048 mmol) and potassium hydroxide (0.83 g, 0.015 mmol) in 70 mL of toluene and refluxed overnight using a Dean-Stark trap to remove water. The reaction was cooled to room temperature, and a small amount of Celite was added to the mixture, which was then filtered through a silica gel plug and concentrated. Purification was achieved by chromatography (5% ethyl acetate/hexanes) and two Kugelrohr distillations at 200°C . to yield 6.59 g of yellow solids.

[0126] Step 3



[0127] The ligand from Step 3 (6.59 g, 26.22 mmol) was combined with iridium chloride (4.41 g, 11.92 mmol) in 80 mL of a 3:1 methoxyethanol:water solution. The mixture was purged with nitrogen for 20 min and refluxed overnight. The black precipitate formed was filtered off, washed with methanol and hexanes, and used for the next step.

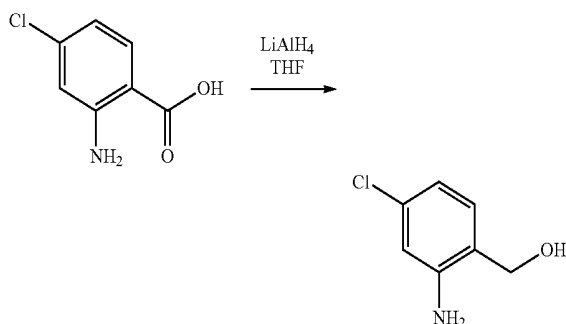
[0128] Step 4



[0129] The dimer (17.39 g, 11.92 mmol) was suspended in 50 mL of ethoxyethanol. 2,4-pentanedione (12.28 mL, 119.20 mmol) and sodium carbonate (3.79 g, 35.76 mmol) were added, and the reaction was stirred overnight at room temperature. The reaction was poured into a large excess of stirring methanol. The red precipitate that formed was filtered off, dissolved in dichloromethane, poured into stirring methanol and filtered to give a red solid. This procedure was repeated. This solid was dried under vacuum to yield 4.40 g red solid, which was further purified by two sublimations, yielding 3.21 g red solids (99.0% pure).

Synthesis of Compound 9

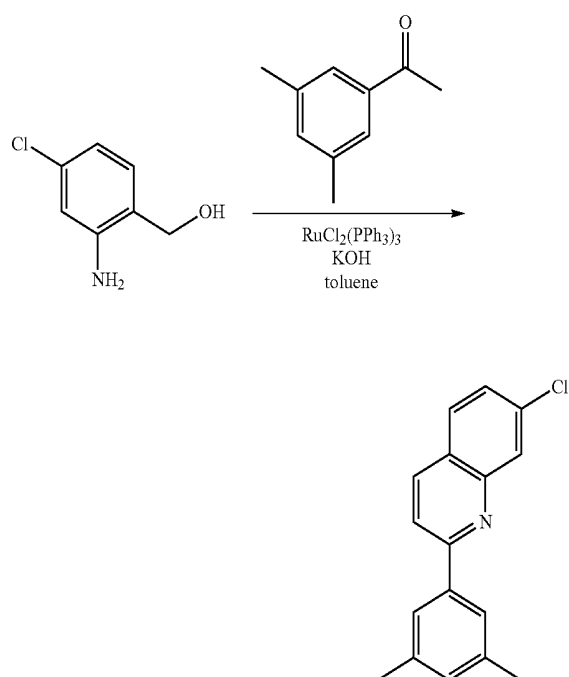
[0130] Step 1



[0131] 42.8 g of 2-amino-4-chlorobenzoic acid was dissolved in 200 mL of THF and cooled with an ice-water bath.

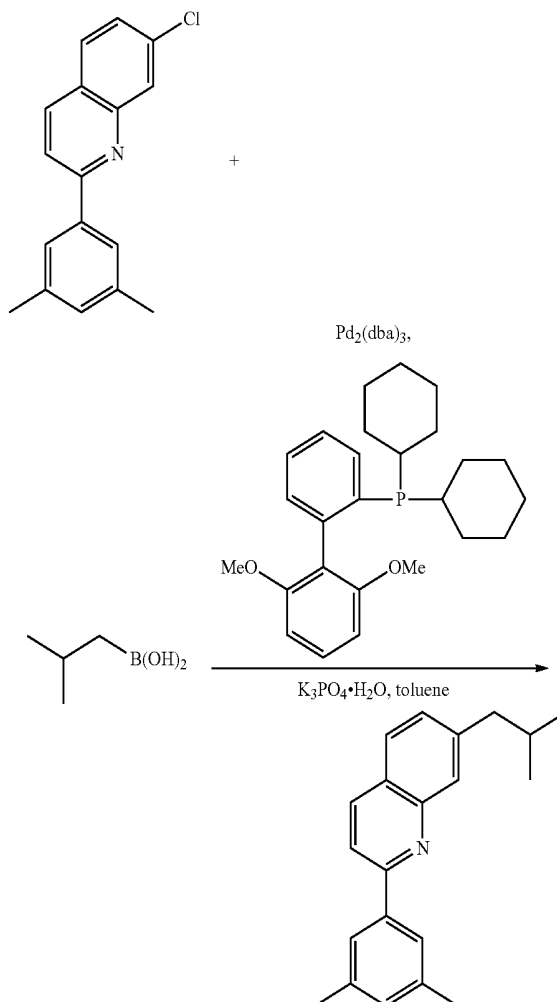
To the solution was added 11.76 g of lithium aluminum hydride chips. The resulting mixture was stirred at room temperature for 8 hrs. 12 g of water was added followed by 12 g of 15% NaOH. 36 g of water was then added. The slurry was stirred at room temperature for 30 min. The slurry was filtered. The solid was washed with ethyl acetate. The liquid was combined, and the solvent was evaporated. The crude material was used for next step without purification.

[0132] Step 2



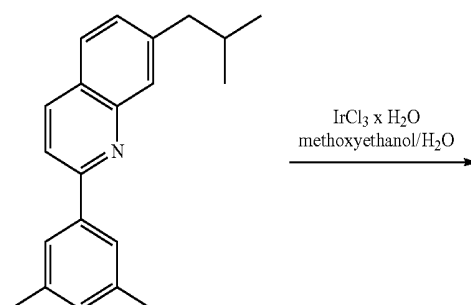
[0133] 6.6 g of (2-amino-4-chlorophenyl)methanol, 10 g of 1-(3,5-dimethylphenyl)ethanone, 0.1 g of $\text{RuCl}_2(\text{PPh}_3)_3$, and 2.4 g potassium hydroxide in 100 mL of toluene were refluxed for 10 hrs. Water was collected from the reaction using a Dean-Stark trap. After cooled to room temperature, the mixture was filtered through a silica gel plug. The product was further purified with column chromatography using 2% ethyl acetate in hexanes as solvent to yield 9 g product. The product was further recrystallized from isopropanol. 5 g of product was obtained.

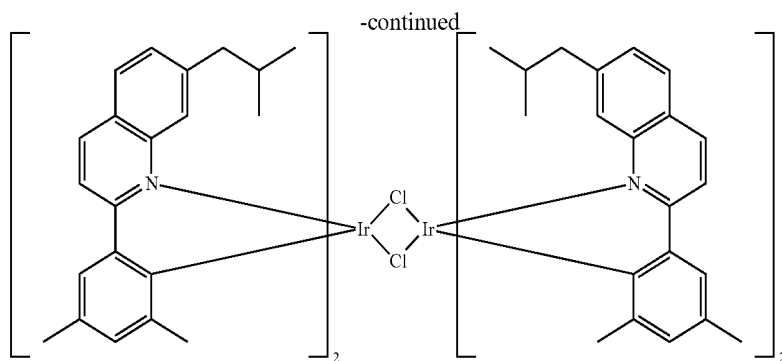
[0134] Step 3



[0135] 3.75 g of 7-chloro-2-(3,5-dimethylphenyl)quinoline, 2.8 g of isobutylboronic acid, 0.26 g of $\text{Pd}_2(\text{dba})_3$, 0.47 g of 2-(dicyclohexylphosphino)-2',6'-dimethoxybiphenyl, and 16 g of potassium phosphate monohydrate were mixed in 100 mL of toluene. The system was degassed for 20 min and heated to reflux overnight. After cooled to room temperature, the crude product was purified by column chromatography using 2% ethyl acetate in hexanes as solvent. 3.6 g of product was obtained.

[0136] Step 4

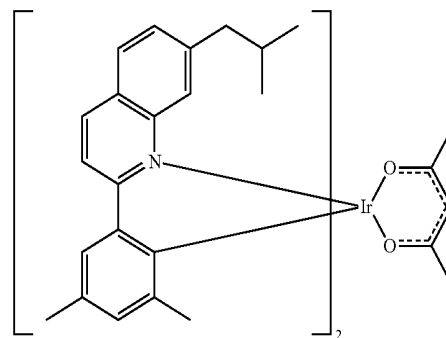
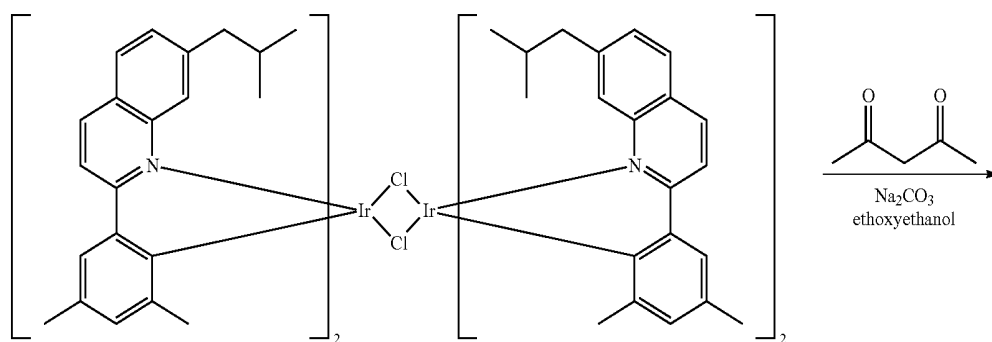




[0137] 3.2 g of 2-(3,5-dimethylphenyl)-7-isobutylquinoline and 1.8 g of iridium chloride were mixed in 45 mL of methoxyethanol and 15 mL of water. After degassed for 10 min, the mixture was heated to reflux overnight. After cooled to room temperature, the precipitate was filtered and

washed with methanol and hexanes. The dimer was then dried under vacuum and used for next step without further purification. 2.2 g of the dimer was obtained after vacuum drying.

[0138] Step 5

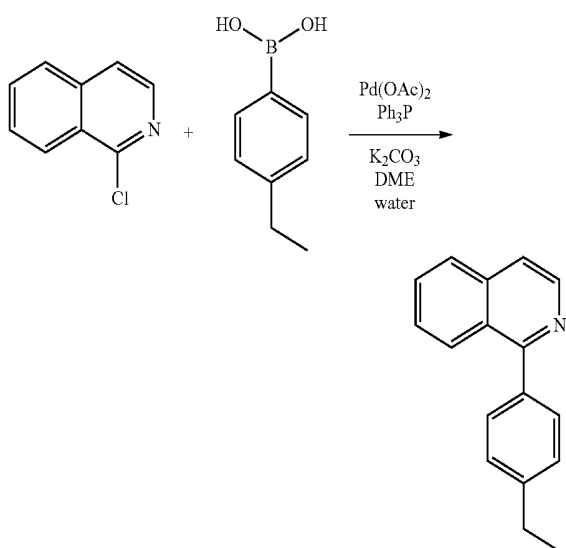


Compound 9

[0139] 2.2 g of the dimer, 1.4 g of 2,4-pentanedione, and 0.83 g of sodium carbonate were mixed in 35 mL of 2-ethoxyethanol and stirred at room temperature for 24 hrs. The precipitate was filtered and washed with methanol. The solid was redissolved in dichloromethane. After evaporating the solvent, the solid was sublimed under high vacuum at 210° C. twice to obtain 1 g of final product.

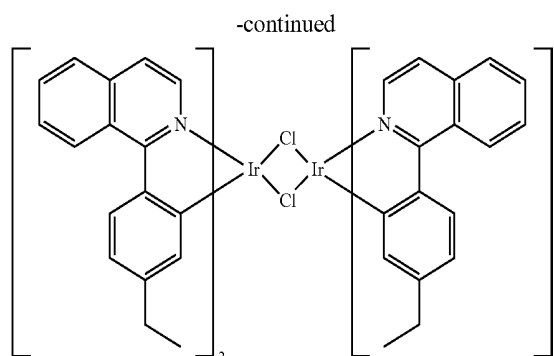
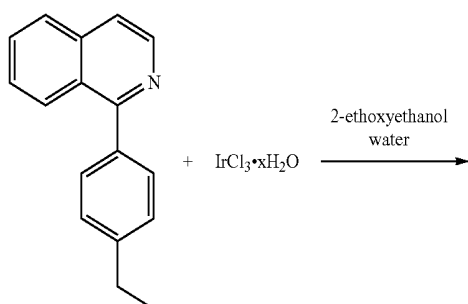
Synthesis of Compound 10

[0140] Step 1



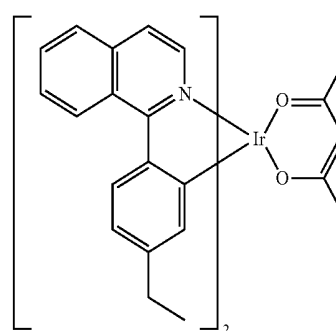
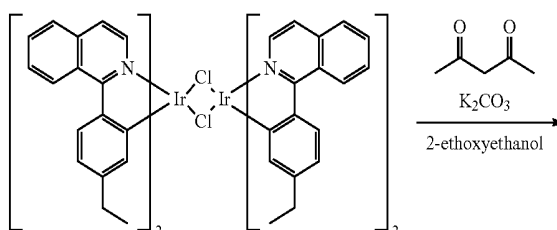
[0141] A mixture 1-chloroisoquinoline (5.0 g, 30.56 mmol), 4-ethylphenylboronic acid (5.04 g, 33.62 mmol), Ph_3P (1.60 g, 6.11 mmol), K_2CO_3 (10.98 g, 79.46 mmol), 25 mL of dimethoxyethane, and 25 mL of water was purged with nitrogen for 30 min. $\text{Pd}(\text{OAc})_2$ was then added (0.34 g, 1.53 mmol), and the mixture was heated to reflux overnight under nitrogen. The cooled solution was diluted with water and ethyl acetate. The layers were separated, and the aqueous layer extracted with ethyl acetate. The organic layers were dried over magnesium sulfate, filtered, and evaporated to a residue. The residue was purified by column chromatography eluting with 0 to 20% ethyl acetate/hexanes. The chromatographed product was purified by Kugelrohr distillation to yield 5.74 g (81% yield) of product.

[0142] Step 2



[0143] A mixture of 1-(4-ethylphenyl)isoquinoline (5.74 g, 24.60 mmol), iridium chloride (4.14 g, 11.18 mmol), 45 mL of 2-ethoxyethanol, and 15 mL of water was refluxed for 2 days under nitrogen. The cooled mixture was filtered, washed with water and methanol, and allowed to air dry.

[0144] Step 3

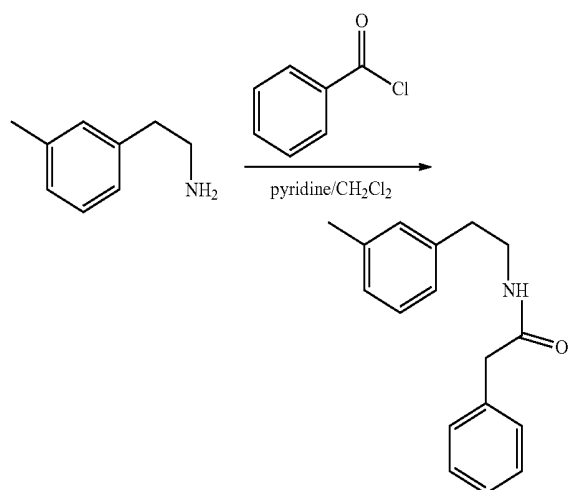


Compound 10

[0145] The dimer was mixed with 2,4-pentanedione (12.1 mL, 111.8 mmol), K_2CO_3 (4.64 g, 33.54 mmol), and 2-ethoxyethanol (75 mL) and heated to reflux under nitrogen. The cooled mixture was filtered, and the red solid was rinsed with methanol. The solid was purified by column chromatography. The column was pretreated with 20% triethylamine/hexanes, and then the compound was loaded and eluted with 20 and 50% dichloromethane/hexanes. The material was further purified by recrystallization from acetonitrile followed by two sublimations at 250° C. to afford 1.87 g (22% yield) of pure material.

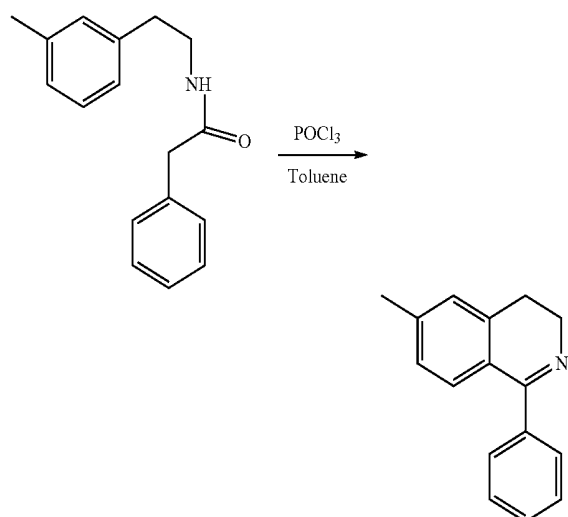
Synthesis Compound 11

[0146] Step 1



[0147] 6.8 g of pyridine was added to 9.67 g (71.5 mmol) of 2-m-tolyethanamine in 100 mL of dichloromethane. The solution was cooled to 0° C. using an ice water bath. To the solution was added 10 mL of benzoyl chloride. After complete addition, the mixture was stirred at room temperature for 2 hrs and quenched by water. The organic layer was separated, washed with dilute HCl and sodium bicarbonate solution and water, dried over magnesium sulfate, and concentrated to a residue. The product was used for the next step without further purification.

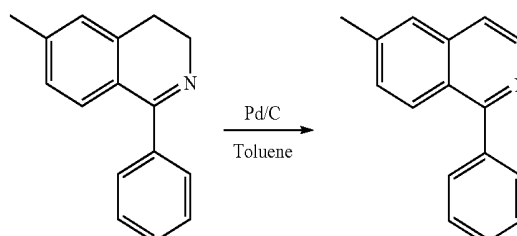
[0148] Step 2



[0149] 17.5 g of N-(3-methylphenethyl)-2-phenylacetamide and 60 mL of POCl₃ were mixed with 150 mL of xylenes. The mixture was heated to reflux for 4 hrs. After cooled to room temperature, the solvent was decanted. The solid was dissolved with ice water. The mixture was neutralized with NaOH. The mixture was extracted with dichloromethane. The organic layer was then washed with water and dried over magnesium sulfate. After solvent evapora-

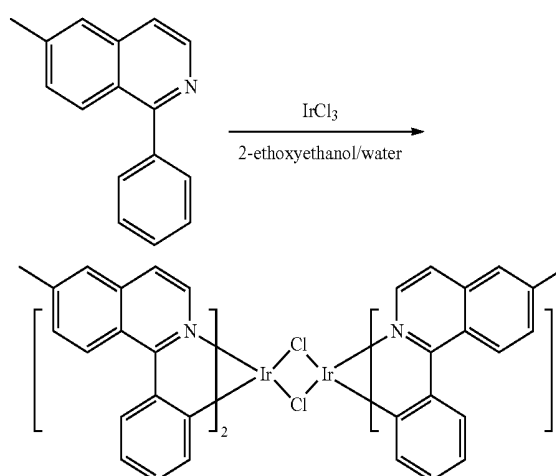
tion, 12 g of product was obtained. The product was used for the next step without further purification.

[0150] Step 3



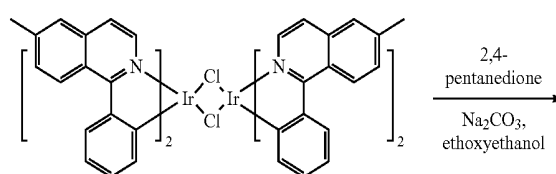
[0151] 12 g of 6-methyl-1-phenyl-3,4-dihydroisoquinoline was mixed with 10 g of Pd/C (5%) in 100 mL of xylenes and heated to reflux overnight. After cooled to room temperature, the solid was removed by filtration. The solvent was then evaporated. The residue was purified by silica gel column chromatography using hexanes and ethyl acetate as solvent. 7.1 g of product was obtained after final distillation.

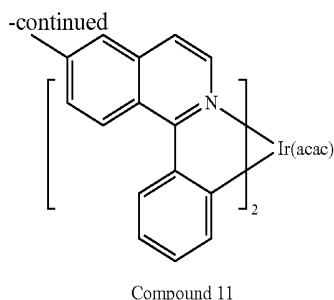
[0152] Step 4



[0153] 6.1 g (27.8 mmol) of 6-methyl-1-phenylisoquinoline and 4.3 g (12 mmol) of iridium chloride were mixed in 90 mL of 2-ethoxyethanol and 30 mL of water. The mixture was heated to reflux overnight. After cooled to room temperature, the solid was collected by filtration. 6.2 g of the dimer was obtained. The dimer was used for the next step without further purification.

[0154] Step 5

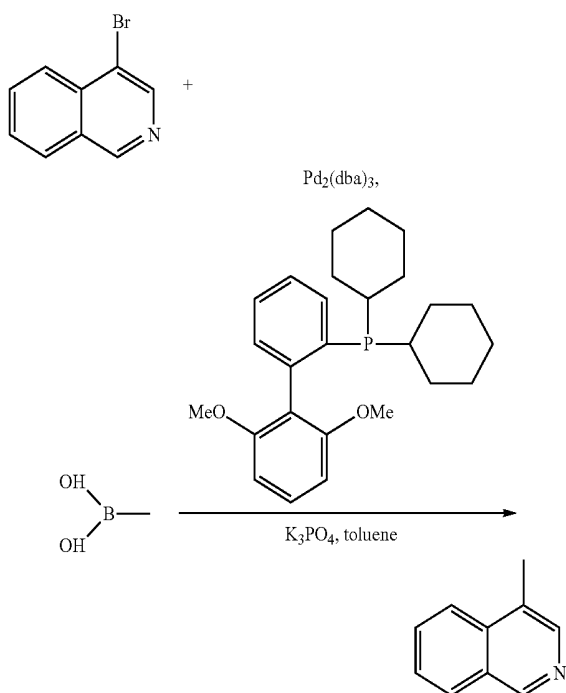




[0155] 6.0 g of the dimer, 1.8 g of 2,4-pentanedione, and 2.9 g of sodium carbonate were added to 100 mL of 2-ethoxyethanol and heated to reflux overnight. After cooled to room temperature, the solid was collected by filtration. The solid was then washed with dichloromethane. The filtrate was concentrated and run through a triethylamine treated silica gel column. The final compound was sublimed under high vacuum. 2.0 g of 99.6% pure product was obtained after sublimation.

Synthesis of Compound 12

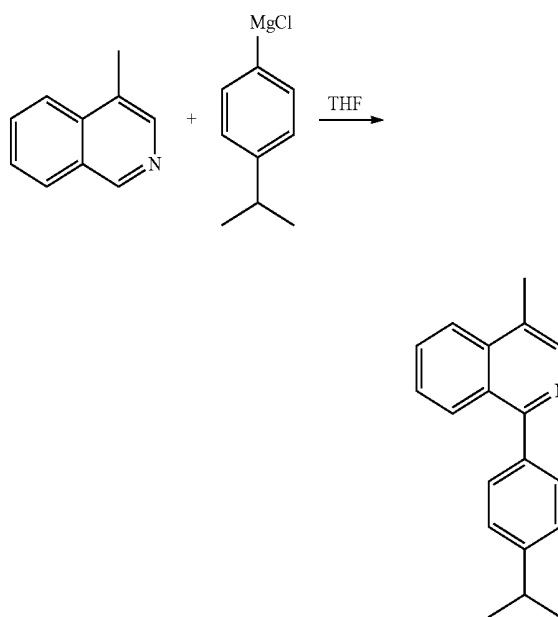
[0156] Step 1



[0157] 4-bromoisoquinoline (15 g, 72.5 mmol), methylboronic acid (8.8 g, 145 mmol), K_3PO_4 (62 g, 290 mmol), $Pd_2(dba)_3$ (6.6 g, 7.2 mmol), 2-dicyclohexylphosphino-2',6'-dimethoxybiphenyl (5.9 g, 14.4 mmol, 0.2 equiv), and 350 mL of anhydrous toluene were charged to a dry 500 mL three-neck flask. The mixture was refluxed under nitrogen for 20 hrs. After cooling, 200 mL of methylene chloride was added. The mixture was filtered to remove insolubles, then concentrated under vacuum. The resulting crude material was distilled at 130° C. (first fraction at 95° C. was dis-

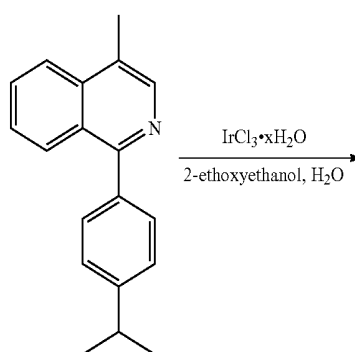
carded). Approximately 9.8 g of a colorless liquid was obtained (94% yield). The product was used for the next step without further purification (96% product, 3.5% isoquinoline).

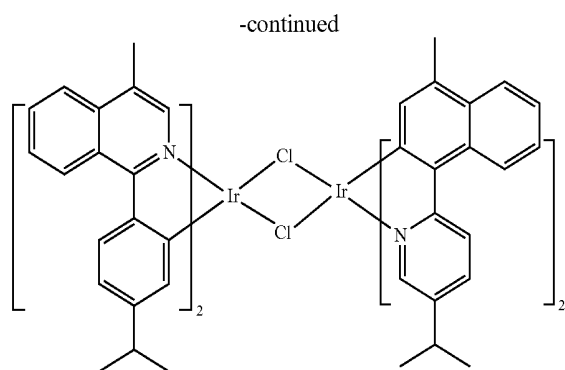
[0158] Step 2



[0159] 4-methylisoquinoline (9.5 g, 63.7 mmol) and 100 mL of dry THF were charged to a 1 L round-bottom flask. The flask was cooled to 0° C. in an ice bath, and a solution of 0.5 M 4-isopropylphenyl magnesium chloride in THF (300 mL, 150 mmol) was added dropwise. The reaction mixture was stirred at room temperature for 4 days followed by the dropwise addition of 400 mL of water to quench the reaction. Ethyl acetate (300 mL) was added, and the organic layers were separated and bubbled with air for 2 days with stirring. Then, the organic layer was concentrated under vacuum. The resulting oil was purified by column chromatography using 10% ethyl acetate/hexanes and vacuum distilled to give 2.7 g (16% yield) of a pale yellow oil.

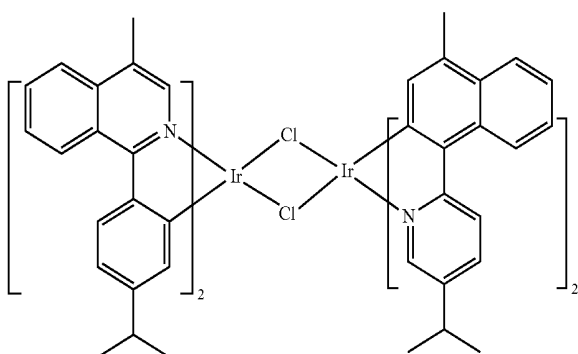
[0160] Step 3



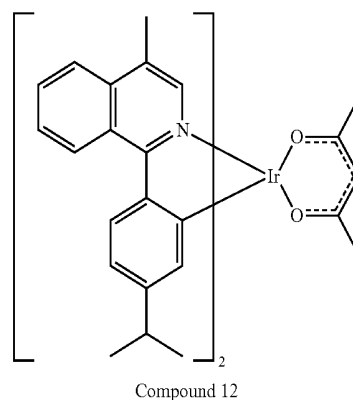


[0161] 1-(4-isopropylphenyl)-4-methylisoquinoline (2.7 g, 10.3 mmol, 2.2 equiv), iridium chloride (1.67 g, 4.7 mmol), 40 mL of 2-ethoxyethanol, and 8 mL of water were charged to a 125 mL three-neck flask. The mixture was heated at reflux for 24 hrs. The cooled mixture was filtered and washed with 2-ethoxyethanol, methanol, and hexanes to afford 2.9 g of a reddish-brown powder (83% yield).

[0162] Step 4



2,4-pentanedione,
Na₂CO₃, 2-ethoxyethanol



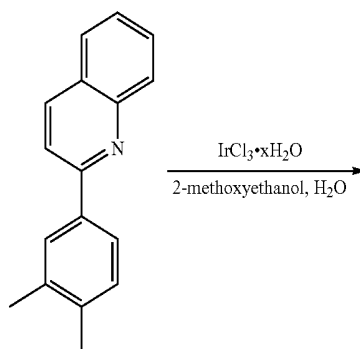
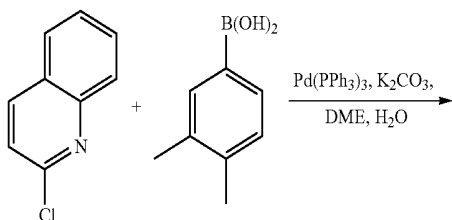
[0163] The dimer (2.9 g, 1.94 mmol), 2,4-pentanedione (1.94 g, 19.4 mmol), sodium carbonate (2.05 g, 19.3 mmol), and 30 mL of 2-ethoxyethanol were charged to a 125 mL three-neck flask. The mixture was stirred at reflux for 5 hrs. The cooled solution was filtered and washed with 2-ethoxyethanol, methanol, and hexanes to afford 1.85 g of a red solid (97% pure), which was further purified by sublimation.

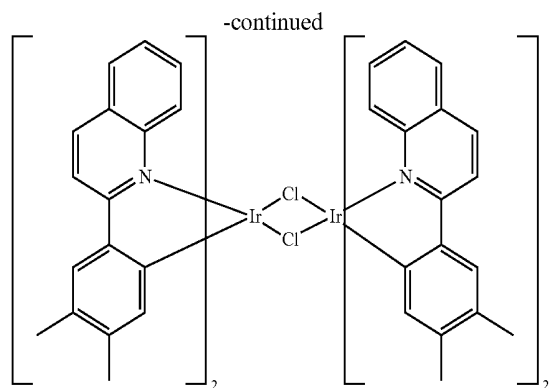
to reflux under nitrogen overnight. The reaction mixture was cooled. The organic extracts were purified by silica gel column chromatography (10% ethyl acetate in hexane as eluent). The material obtained was further purified by vacuum distillation (Kugelrohr) at 200° C. to yield 15.5 g (95% yield) of product as a colorless liquid.

[0166] Step 2

Synthesis of Compound 13

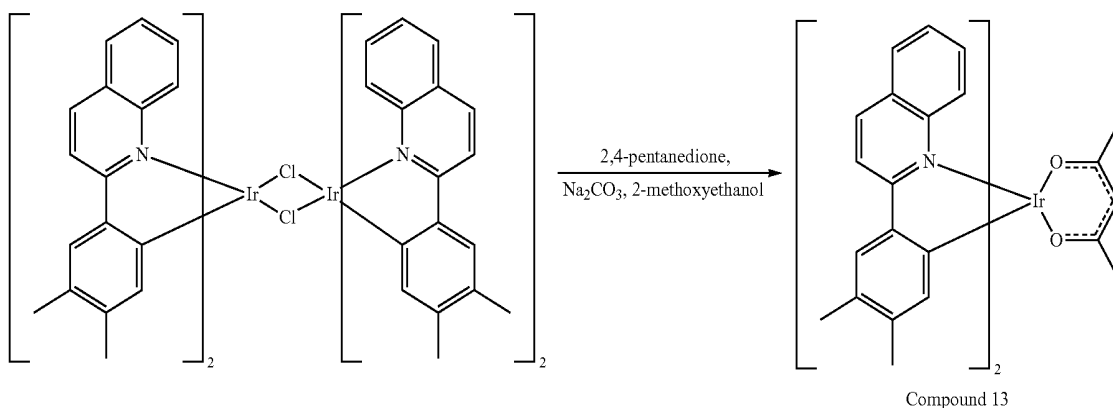
[0164] Step 1





[0167] 8.1 g (34.7 mmol) of ligand from Step 1, 120 mL of 2-methoxyethanol, and 40 mL of water were charged in a 500 mL three-neck flask. The reaction mixture was bubbled with nitrogen for 45 min with stirring. Then, 5.3 g (14.5 mmol) of $\text{IrCl}_3 \cdot x\text{H}_2\text{O}$ was added into this mixture and heated to reflux under nitrogen for 17 hrs. The reaction mixture was cooled and filtered. The solid was washed with methanol (3×100 mL) followed by hexane (3×100 mL). 7.8 g of the dimer (65%) was obtained after drying in a vacuum oven. The dimer was used for next step without further purification.

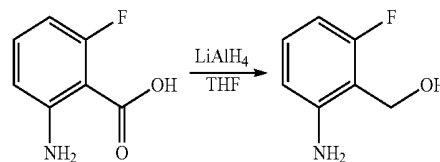
[0168] Step 3



[0169] 6.0 g of the dimer (4.3 mmol), 4.4 g of 2,4-pentanedione (43 mmol), 4.7 g (43.0 mmol) of sodium carbonate, and 200 mL of 2-methoxyethanol were added in a 500 mL round bottle flask. The reaction mixture was vigorously stirred at room temperature for 28 hrs. The reaction mixture was then suction filtered and washed with methanol (3×100 mL) followed by hexane (2×100 mL). The solid was collected and stirred in ~500 mL of a solvent mixture (450 mL of methylene chloride and 50 mL of triethylamine) for ~10 min. Then the mixture was separated by silica gel column (column pretreated with triethylamine/hexane) with 50% methylene chloride in hexane as elute. ~6 g red solid was obtained as the product.

Synthesis of Compound 14

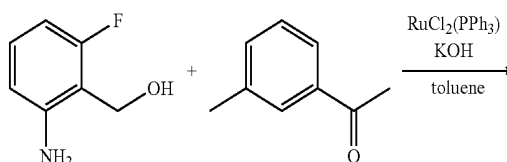
[0170] Step 1



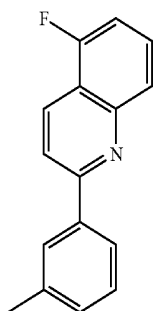
[0171] Lithium aluminum hydride (2.65 g, 69.8 mmol) was added to 80 mL of THF that was cooled in an ice bath. A solution of 2-amino-6-fluorobenzoic acid (10 g, 64.46 mmol) in 50 mL THF was added dropwise via a dropping funnel. The reaction was allowed to stir overnight at room temperature. Another portion of 20 mL of 1M lithium aluminum hydride in THF was added, and the reaction was heated to 40° C. Upon cooling in an ice bath, 3 mL of water was added carefully via a dropping funnel followed by 50 mL of 1N NaOH, and the mixture was stirred for 15 min. Next, 50 mL of water was added, and the mixture was stirred for 10 min. More NaOH solution was added, and the emulsion was stirred overnight. The organic layers were extracted, washed with water, and concentrated, and the residue was dissolved in 100 mL of ethyl acetate. Hexanes

were added, and a solid precipitated out and was filtered to yield 3.66 g of a tan solid, which was used for the next step.

[0172] Step 2

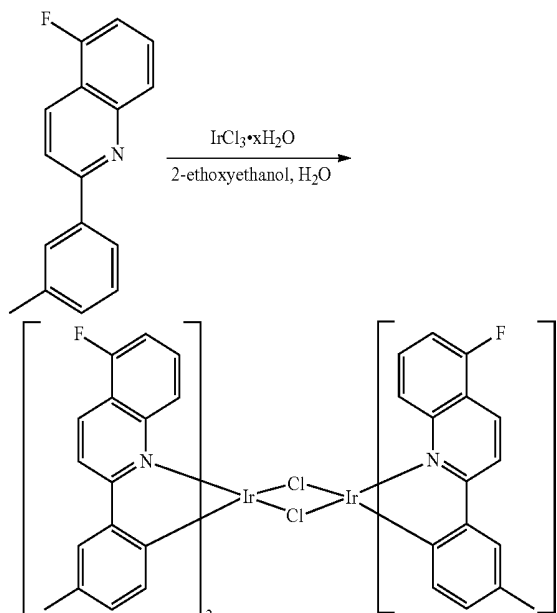


-continued



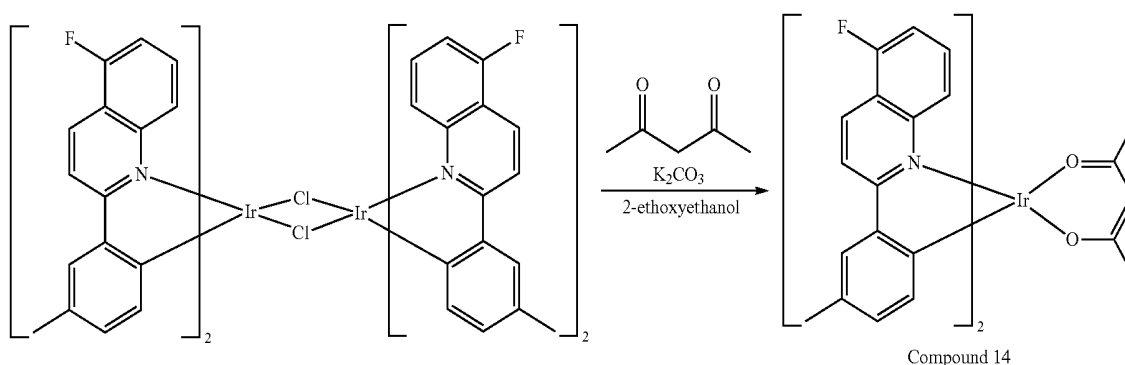
[0173] A mixture of (2-amino-6-fluorophenyl)methanol (3.66 g, 25.94 mmol), 3'-methylacetophenone (5.6 mL, 41.50 mmol), $\text{RuCl}_2(\text{PPh}_3)_3$ (25 mg, 0.026 mmol), and powdered potassium hydroxide (247 mg, 4.41 mmol) in 60 mL of toluene was refluxed overnight under nitrogen in a 200 mL round-bottom flask equipped with a Dean-Stark trap under nitrogen. Upon cooling, Celite was added, and the mixture was filtered through a silica gel plug that was eluted with ethyl acetate. The solution was evaporated to a brown oil, which was purified by column chromatography eluting with 0 and 2% ethyl acetate/hexanes. The cleanest fractions were further purified by Kugelrohr distillation at 220° C. to yield 4.6 g of product.

[0174] Step 3



[0175] A mixture of 5-fluoro-2-m-tolylquinoline (3.0 g, 12.64 mmol), iridium chloride (2.13 g, 5.75 mmol), 25 mL of 2-ethoxyethanol, and 8 mL of water was purged with nitrogen for 20 min and then heated to reflux overnight under nitrogen. The cooled mixture was filtered, washed with water and methanol, and allowed to air dry.

[0176] Step 4

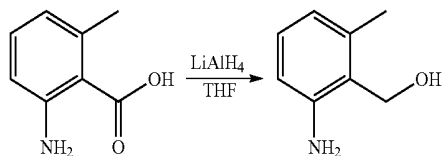


Compound 14

[0177] The dimer was mixed with 2,4-pentanedione (3.0 mL, 28.8 mmol), K_2CO_3 (1.23 g, 8.90 mmol), and 2-ethoxyethanol (50 mL) and heated to near reflux under nitrogen overnight. The cooled mixture was filtered, and the red solid rinsed with isopropanol. The solid was dissolved in dichloromethane and purified on a silica gel plug. The plug was treated with 10% triethylamine/hexanes followed by hexanes prior to loading the material, and the product was eluted with dichloromethane. The fractions with product were collected and concentrated to a small volume. Isopropanol was added, and the mixture was concentrated. The precipitated solid was filtered and purified by two sublimations to yield 0.82 g of product.

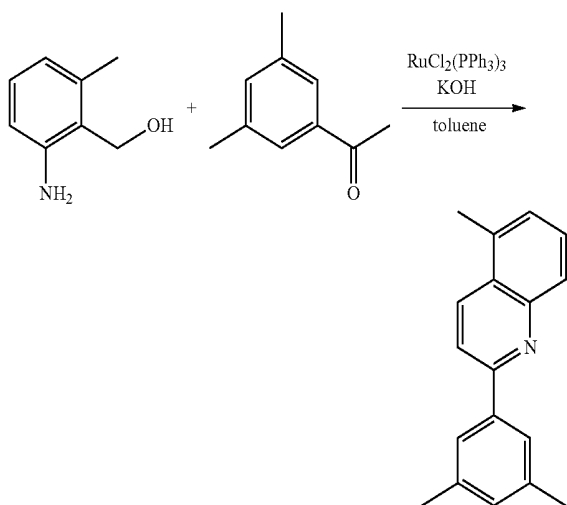
Synthesis of Compound 15

[0178] Step 1



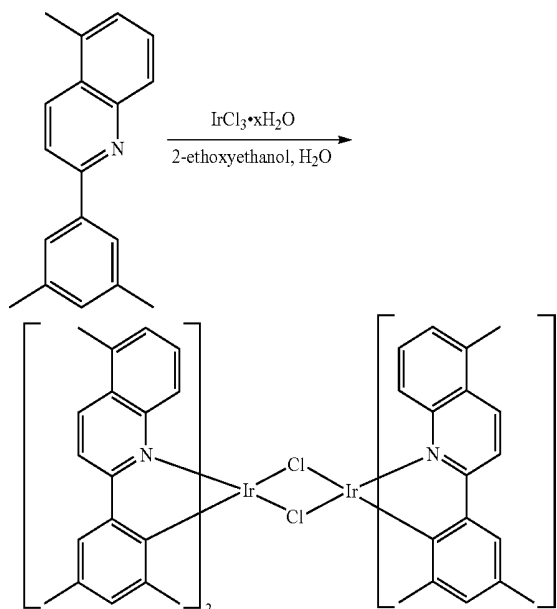
[0179] A solution of 2-amino-6-methylbenzoic acid (10 g, 66.15 mmol) in 60 mL of THF was cooled in an ice-salt bath. A solution of lithium aluminum hydride in THF was added using a dropping funnel under nitrogen (2.4 M, 33 mL, 79.38 mmol). The reaction was allowed to proceed overnight. The reaction was quenched with water, then 50 mL of 1N NaOH solution was added dropwise as the reaction was cooled in an ice-salt bath. Next, 50 mL of water was added and stirred for 1 hr, followed by 50% NaOH solution. The mixture was extracted with dichloromethane. The organic extracts were dried over magnesium sulfate, filtered, and evaporated to a residue. The residue was purified by column chromatography eluting with 10 to 60% ethyl acetate/hexanes to yield 7.7 g (85% yield) of a tan solid.

[0180] Step 2



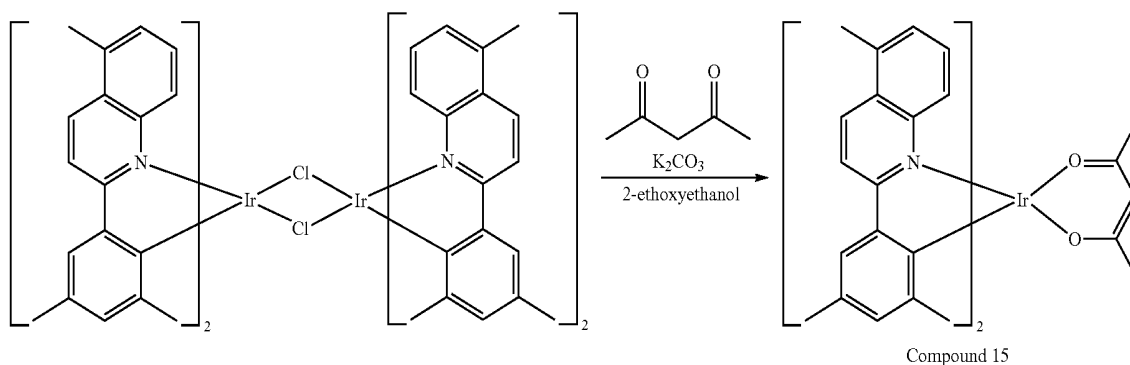
[0181] A mixture of (2-amino-6-methylphenyl)methanol (7.7 g, 56.13 mmol), 3',5'-dimethylacetophenone (12.5 g, 84.20 mmol), dichlorotris(triphenylphosphine)ruthenium (III) (54 mg, 0.056 mmol), and powdered potassium hydroxide (535 mg, 9.54 mmol) in 150 mL of toluene was refluxed overnight under nitrogen in a 500 mL round-bottom flask equipped with a Dean-Stark trap under nitrogen. Upon cooling, Celite was added, and the mixture was filtered through a silica gel plug that was eluted with ethyl acetate. The solution was evaporated to a dark oil, which was purified by column chromatography eluting with 0 to 2% ethyl acetate/hexanes. A yellow oil was obtained, which solidified upon drying on high vacuum. The solid was recrystallized from hexanes to yield 7.8 g (56% yield) of a yellow solid.

[0182] Step 3



[0183] A mixture of 5-methyl-2-(3,5-dimethylphenyl)quinoline (7.8 g, 31.54 mmol), iridium chloride (3.89 g, 10.51 mmol), 45 mL of 2-ethoxyethanol, and 15 mL of water was purged with nitrogen for 20 min, then heated to reflux under nitrogen for 24 hrs. The cooled mixture was filtered, washed with water and methanol, and allowed to air dry.

[0184] Step 4

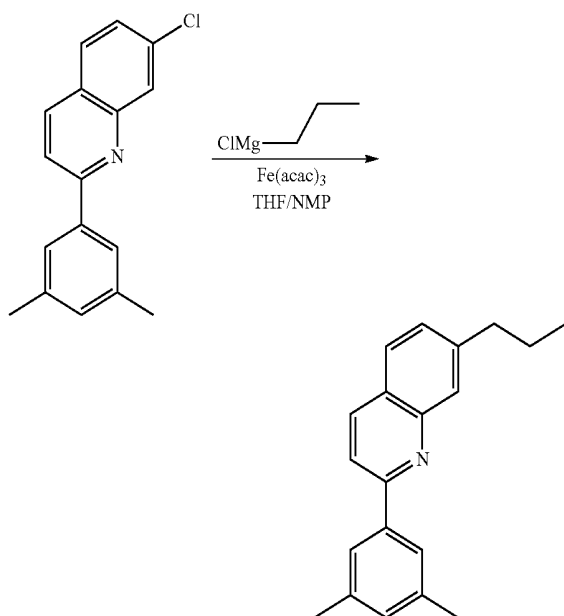


Compound 15

[0185] The dimer was mixed with 2,4-pentanedione (5.5 mL, 53 mmol), K_2CO_3 (1.23 g, 8.90 mmol), and 2-ethoxyethanol (100 mL) and heated to 110° C. under nitrogen for 1 day. The cooled mixture was filtered, and the red solid was rinsed with isopropanol. The solid was dissolved in dichloromethane and purified on a silica gel plug. The plug was treated with 10% triethylamine/hexanes followed by hexanes prior to loading the material, and the product was eluted with dichloromethane. The fractions with product were collected and concentrated to a small volume. Isopropanol was added, and the mixture was concentrated. The precipitated solid was filtered and purified by two sublimations to yield 3.73 g of product.

Synthesis of Compound 16

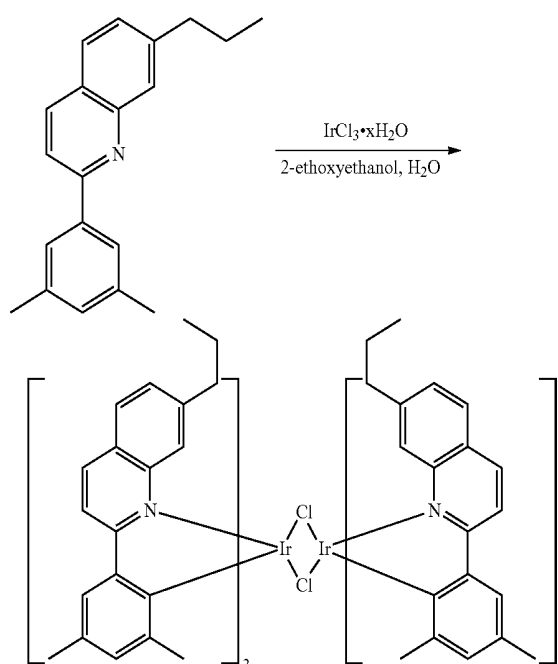
[0186] Step 1



[0187] 2-xylyl-7-chloroquinoline (3.0 g, 11 mmol) from Step 2 of Compound 9 and iron(III) acetylacetonate (0.2 g, 0.56 mmol) were dissolved in 66 mL of a solution of THF/1-methyl-2-pyrrolidinone (60/6) in a 250 mL round-bottom flask. Nitrogen was bubbled through the reaction mixture for 10 min. The solution was cooled using an ice

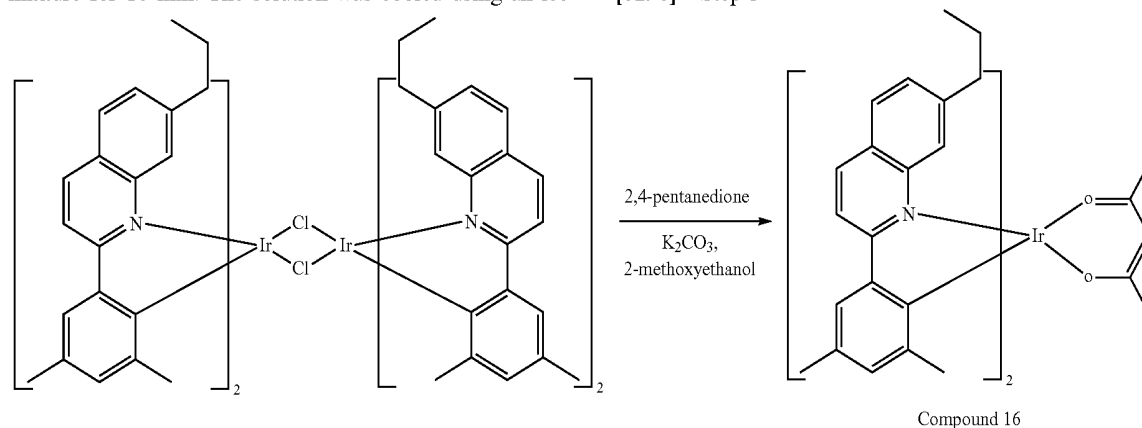
bath. 11.2 mL of 2.0 M propylmagnesium chloride in ether was added dropwise. The reaction was stirred for 2 hrs, then quenched slowly with water. The reaction mixture was allowed to warm to room temperature, and ethyl acetate was added. The organic phase was washed with water and dried over magnesium sulfate. The solvent was removed under vacuo, and the product was chromatographed using a silica gel column with 2% ethyl acetate in hexanes as the eluent to give 2 g (67% yield) of product.

[0188] Step 2



[0189] 2-(3,5-dimethylphenyl)-7-propylquinoline (2.5 g, 9.1 mmol) and iridium(III) chloride (1.3 g, 3.6 mmol) were dissolved in 50 mL of a 3:1 mixture of 2-ethoxyethanol and water, respectively, in a 100 mL round-bottom flask. The solution was purged with nitrogen for 10 min, then refluxed under nitrogen for 16 hrs. The reaction mixture was allowed to cool to room temperature, and the precipitate was filtered and washed with methanol. The dimer was then dried under vacuum and used for next step without further purification. 2.0 g of the dimer was obtained after vacuum drying.

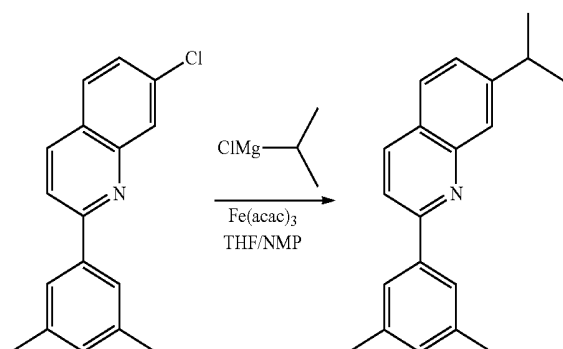
[0190] Step 3



[0191] The dimer (2.0 g, 1.3 mmol), 2,4-pentanedione (1.3 g, 1.0 mmol), and K_2CO_3 (2.0 g, 14.0 mmol) were added to 50 mL of 2-methoxyethanol and stirred at room temperature for 24 hrs. The precipitate was filtered and washed with methanol. The solid was re-dissolved in dichloromethane and passed through a plug with Celite, silica gel, and basic alumina. The solvent was evaporated under vacuum to give 1.0 g (50% yield) of product.

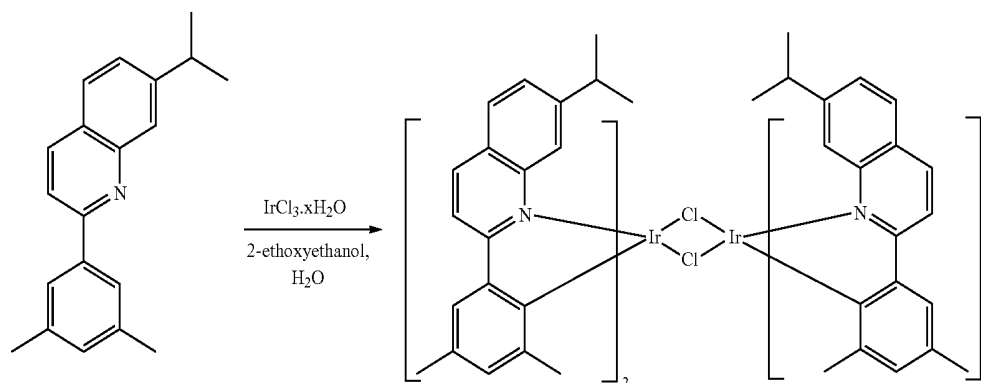
Synthesis of Compound 17

[0192] Step 1



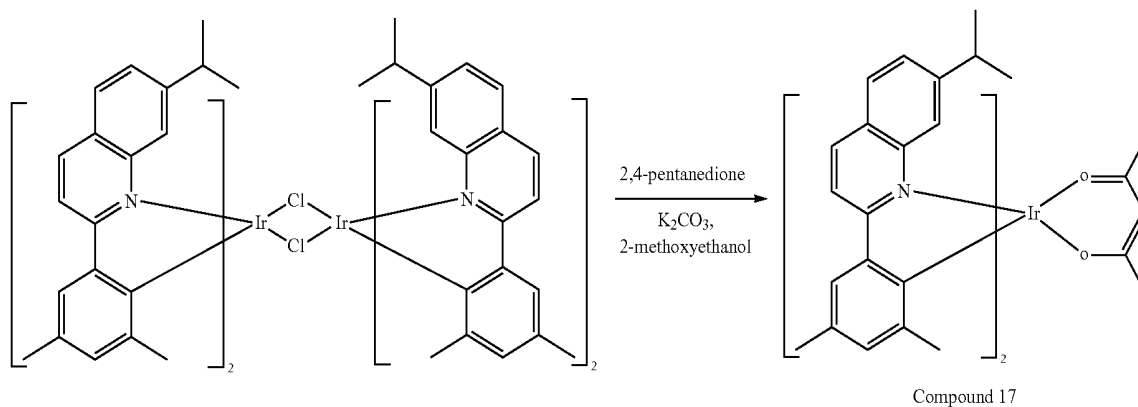
[0193] 2-xylyl-7-chloroquinoline (3.0 g, 11 mmol) from Step 2 of Compound 9 and iron(III) acetylacetonate (0.2 g, 0.56 mmol) were dissolved in 66 mL of a solution of THF/1-methyl-2-pyrrolidinone (60/6) in a 250 mL round-bottom flask. Nitrogen was bubbled through the reaction mixture for 10 min. The solution was cooled using an ice bath. 11.2 mL of 2.0M isopropylmagnesium chloride in ether was added dropwise. The reaction was stirred for 2 hrs and then quenched slowly with water. The reaction mixture was allowed to warm to room temperature, and ethyl acetate was added. The organic phase was washed with water and dried over magnesium sulfate. The solvent was removed under vacuo, and the product was chromatographed using a silica gel column with 2% ethyl acetate in hexanes as the eluent to give 2 g (67% yield) of product.

[0194] Step 2



[0195] 2-(3,5-dimethylphenyl)-7-isopropylquinoline (2.5 g, 9.1 mmol) and iridium(III) chloride (1.3 g, 3.6 mmol) were dissolved in 50 mL of a 3:1 mixture of 2-ethoxyethanol and water, respectively, in a 100 mL round-bottom flask. The solution was purged with nitrogen for 10 min and then refluxed under nitrogen for 16 hrs. The reaction mixture was then allowed to cool to room temperature, and the precipitate was filtered and washed with methanol. The dimer was then dried under vacuum and used for next step without further purification. 2.0 g of the dimer was obtained after vacuum drying.

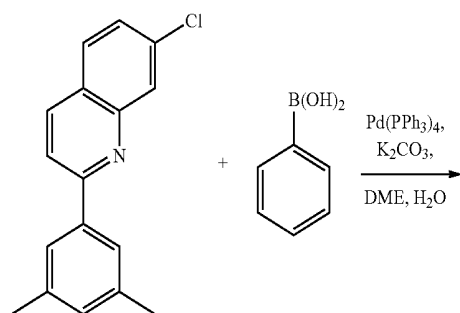
[0196] Step 3



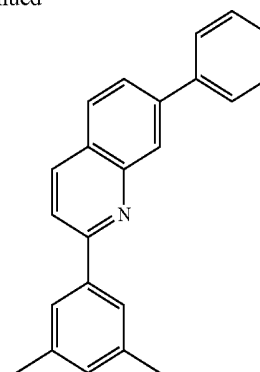
[0197] The dimer (2.0 g, 1.3 mmol), 2,4-pentanedione (1.3 g, 1.0 mmol), and K_2CO_3 (2.0 g, 14.0 mmol) were added to 50 mL of 2-methoxyethanol and stirred at room temperature for 24 hrs. The precipitate was filtered and washed with methanol. The solid was re-dissolved in dichloromethane and passed through a plug with Celite, silica gel, and basic alumina. The solvent was evaporated under vacuum to give 1.0 g (50% yield) of product.

Synthesis of Compound 18

[0198] Step 1

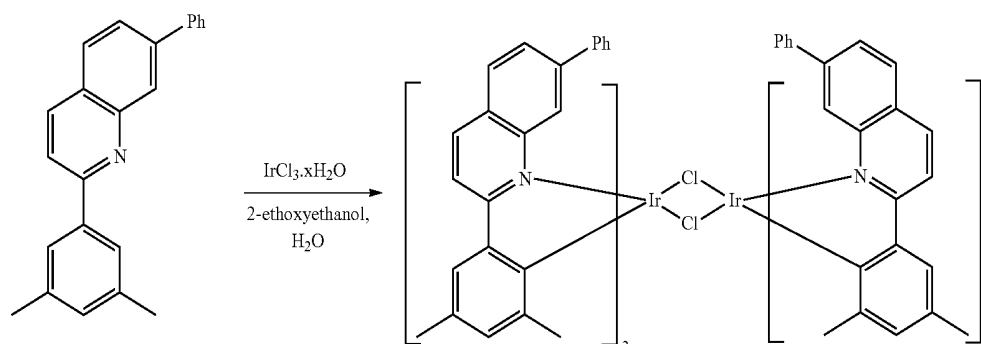


-continued



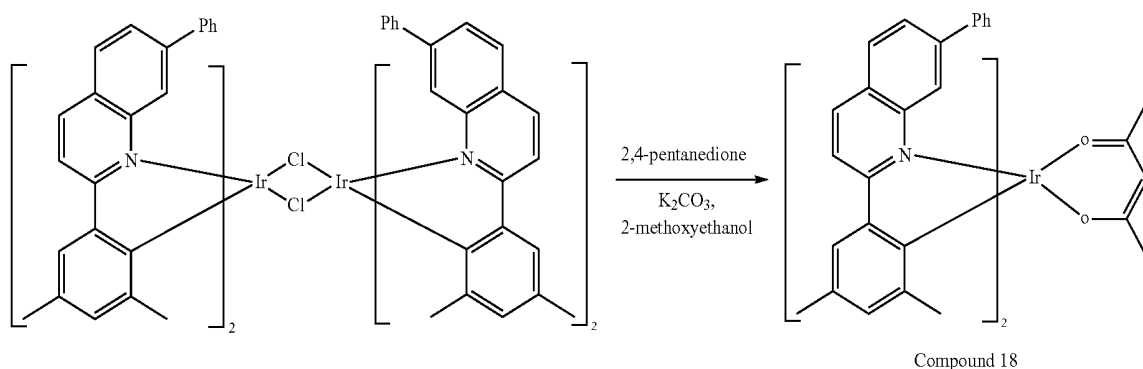
[0199] 2-xylyl-7-chloroquinoline (1.5 g, 5.6 mmol) from Step 2 of Compound 9, phenylboronic acid (1.4 g, 11.0 mmol), $Pd(PPh_3)_4$ (0.2 g, 0.168 mmol), and K_2CO_3 (2.3 g, 16.6 mmol) were mixed with 40 mL of DME and 40 mL water in a 100 mL flask. The reaction mixture was heated to reflux under nitrogen overnight. The reaction was cooled, and the organic extracts were purified with a silica gel column with 2% ethyl acetate in hexanes as the eluent to give 1.0 g (58% yield) of product.

[0200] Step 2



[0201] A mixture of 0.9 g (2.9 mmol) of the ligand from Step 1 and iridium(III) chloride (0.47 g, 1.26 mmol) was dissolved in 50 mL of a 3:1 mixture of 2-methoxyethanol and water, respectively, in a 100 mL round-bottom flask. The solution was purged with nitrogen for 10 min and then refluxed under nitrogen for 16 hrs. The reaction mixture was then allowed to cool to room temperature, and the precipitate was filtered and washed with methanol. The dimer was then dried under vacuum and used for next step without further purification. 0.61 g (50% yield) of the dimer was obtained after vacuum drying.

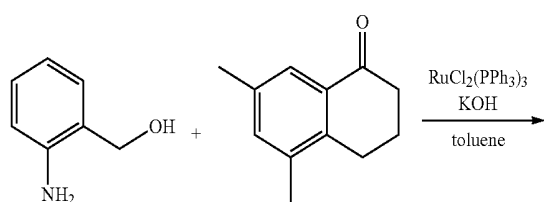
[0202] Step 3



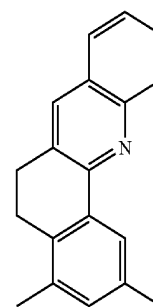
[0203] 0.6 g the dimer, 2,4-pentanedione (0.37 g, 3.5 mmol), and K_2CO_3 (0.38 g, 3.5 mmol) were added to 50 mL of 2-methoxyethanol and stirred at room temperature for 24 hrs. The precipitate was filtered and washed with methanol. The solid was redissolved in dichloromethane and passed through a plug with Celite, silica gel, and basic alumina. The solvent was evaporated under vacuum to give ~0.45 g (69% yield) of product.

Synthesis of Compound 19

[0204] Step 1

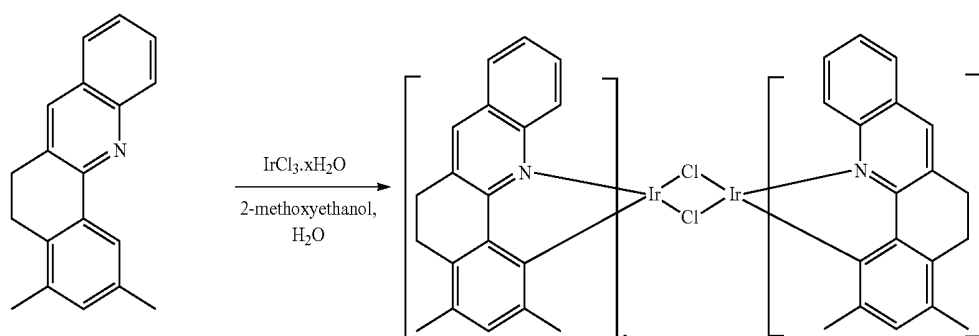


-continued



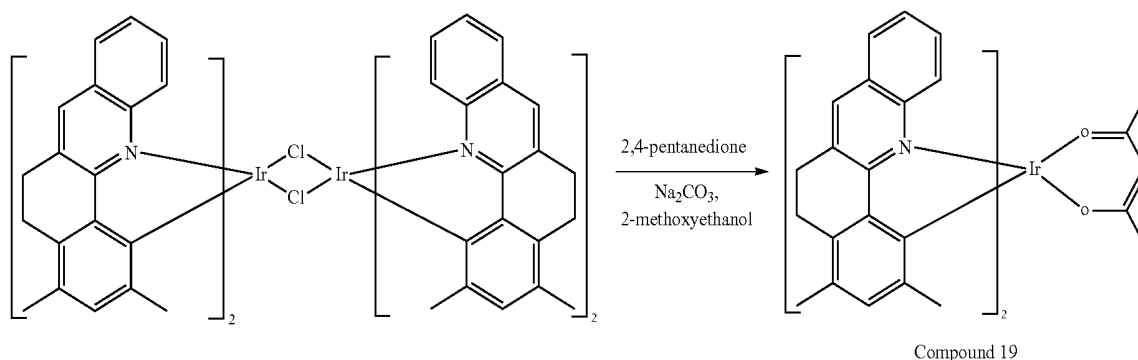
[0205] A mixture of 2-aminobenzyl alcohol (11.2 g, 89.2 mmol), 5,7-dimethyl-1-tetralone (10.0 g, 55.7 mmol), dichlorotris(triphenylphosphine)ruthenium (III) (0.11 g, 0.111 mmol), and powdered potassium hydroxide (0.63 g, 11.2 mmol) in 200 mL of toluene was refluxed overnight under nitrogen in a 500 mL round-bottom flask equipped with a Dean-Stark trap. Celite was added to the cooled reaction mixture and filtered through a silica gel plug that was eluted with ethyl acetate. The solution was evaporated, and the residue was purified by column chromatography eluting with 5 and 10% ethyl acetate/hexanes. 10.7 g (76% yield) product was obtained.

[0206] Step 2



[0207] 2.8 g (10.8 mmol) of the ligand from Step 1, 1.67 g (4.5 mmol) of $\text{IrCl}_3 \cdot x\text{H}_2\text{O}$, 60 mL 2-methoxyethanol, and 20 mL water were mixed in a 100 mL round flask. The reaction mixture was heated to reflux under nitrogen overnight. The reaction was cooled and filtered. The solid was washed by methanol and hexane. 2.0 g of the dimer (50%) was obtained.

[0208] Step 3

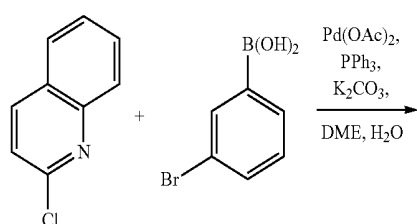


[0209] 2.0 g (1.3 mmol) of the dimer, 1.3 g (13 mmol) of 2,4-pentanedione, 1.4 g (13 mmol) of sodium carbonate, and 50 mL of 2-methoxyethanol were mixed in a 100 mL flask. The reaction mixture was heated to reflux under nitrogen overnight. Upon cooling, the solid was filtered, washed by methanol, then purified by silica gel column chromatography to afford 1.2 g (57% yield) of product.

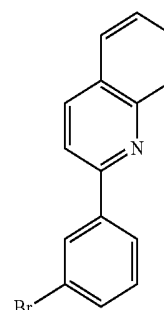
-continued

Synthesis of Compound 20

[0210] Step 1

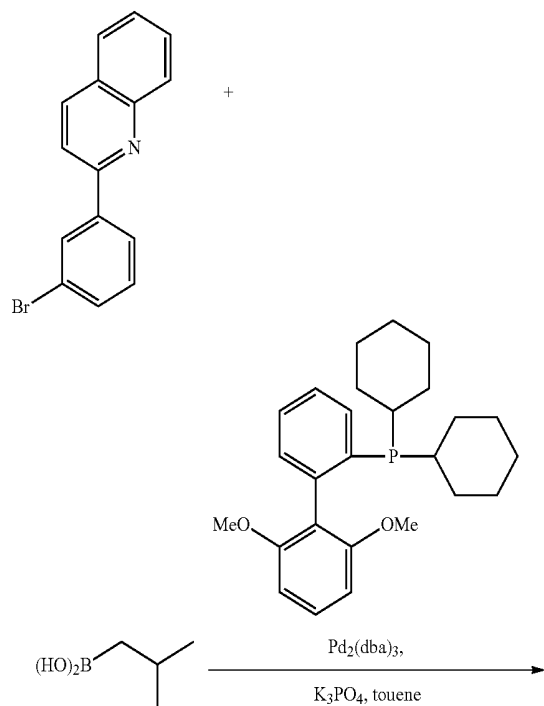


[0211] A mixture of 2-chloroquinoline (32.8 g, 0.02 mol), 3-bromophenylboronic acid (40.53 g, 0.02 mol), Ph_3P (5.3 g, 10 mol %), $\text{Pd}(\text{OAc})_2$ (2.3 g, 5 mol %), and K_2CO_3 (111.4 g, 0.08 mol) in 300 mL of dimethoxyethane and 300 mL of H_2O was purged with nitrogen for 20 min and refluxed for 8 hrs under nitrogen. The reaction was then allowed to cool to room temperature, and the organic phase was separated from the aqueous phase. The aqueous phase was washed with ethyl acetate. The organic fractions were combined and

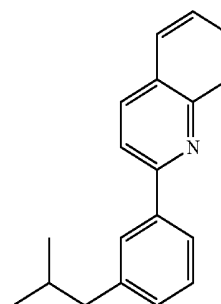


dried over magnesium sulfate, and the solvent was removed under vacuum. The product was chromatographed using silica gel with ethyl acetate and hexanes as the eluent to yield 55 g (95% yield) of a white solid.

[0212] Step 2

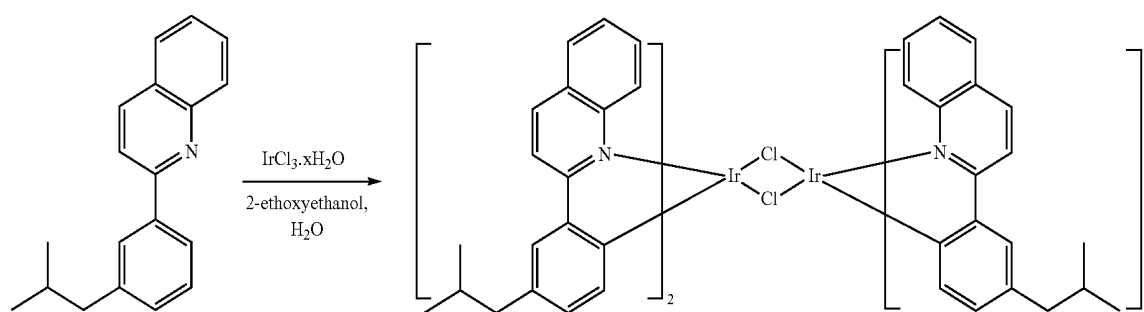


-continued



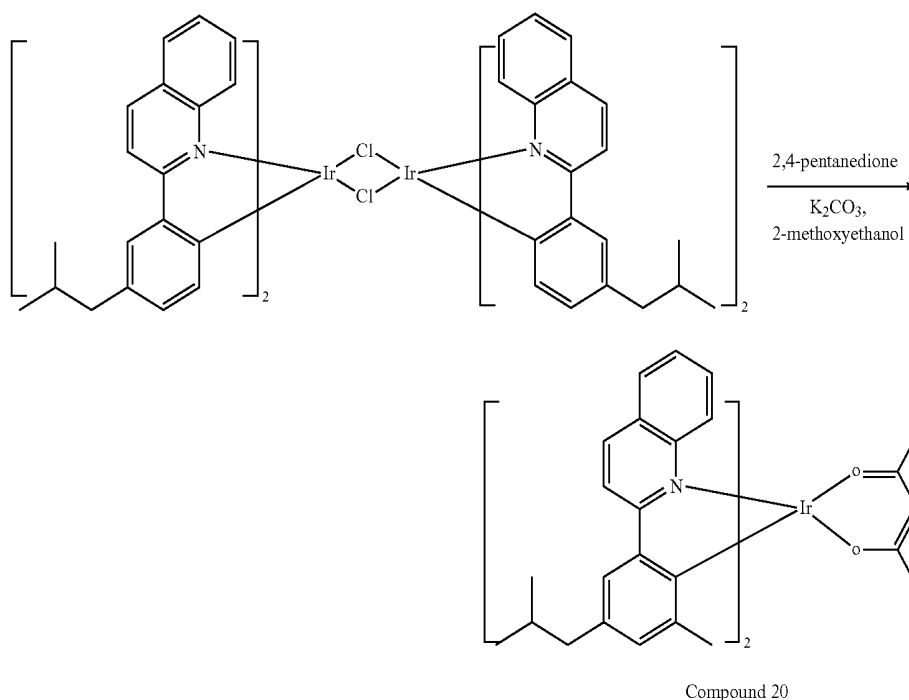
[0213] A mixture of 2-(3-bromophenyl)quinoline (10.0 g, 0.035 mol), isobutylboronic acid (7.2 g, 0.07 mol), $\text{Pd}_2(\text{dba})_3$ (0.32 g, 1 mol %), 2-dicyclohexylphosphino-2',6'-dimethoxybiphenyl (0.7 g, 4 mol %), and potassium phosphate monohydrate (24 g, 0.1 mol) in 100 mL of toluene was purged with nitrogen for 20 min and refluxed overnight under atmosphere. The reaction mixture was allowed to cool, and the solvent was removed under vacuum. The crude product was chromatographed using a silica gel column with 2% ethyl acetate in hexanes as the eluent. The solvent was then removed under vacuo to give 8.0 g of product.

[0214] Step 3



[0215] 2-(3-isobutylphenyl)quinoline (5.4 g, 20.7 mmol) and iridium(III) chloride (2.5 g, 7 mmol) were dissolved in 50 mL of a 3:1 mixture of 2-ethoxyethanol and water, respectively, in a 100 mL round-bottom flask. Nitrogen was bubbled through the solution for 10 min, and then the mixture was refluxed under nitrogen for 16 hrs. The reaction mixture was then allowed to cool to room temperature, and the precipitate was filtered and washed with methanol. The dimer was then dried under vacuum and used for next step without further purification. 4.0 g of the dimer was obtained after vacuum drying.

[0216] Step 4

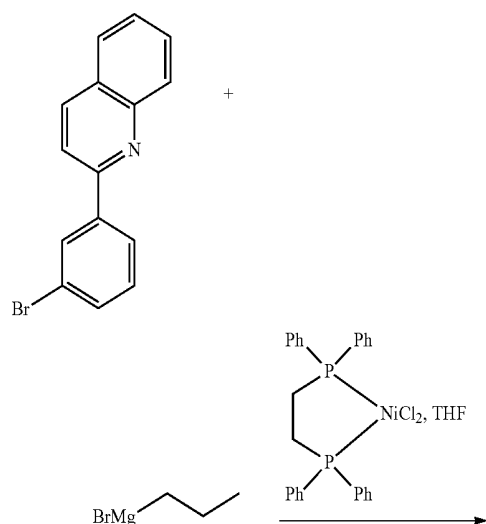


[0217] The dimer (3.0 g, 1.8 mmol), 2,4-pentanedione (1.8 g, 18.0 mol), and K_2CO_3 (3.0 g, 18.0 mmol) were added to 100 mL of 2-methoxyethanol and stirred at room temperature for 24 hrs. The precipitate was filtered and washed with methanol. The solid was redissolved in dichloromethane and passed through a plug with Celite, silica gel, and basic alumina. The solvent was evaporated under vacuum to give 2.0 g of product.

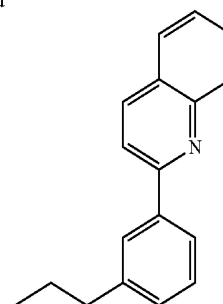
-continued

Synthesis of Compound 21

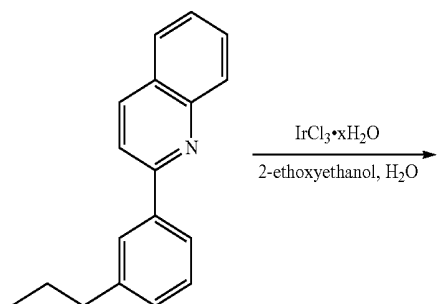
[0218] Step 1



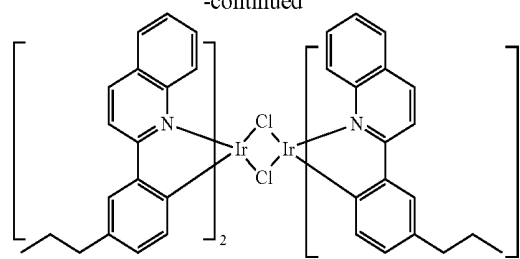
[0219] 2-(3-bromophenyl)quinoline (10.0 g, 35 mmol) from Step 1 of Compound 20, 1,2-bis(diphenylphosphino)ethane[dichloronickel(II)] (0.5 g, 0.9 mmol), and 100 mL anhydrous THF were mixed in a 500 mL round-bottom flask. Nitrogen was bubbled through the mixture, and the flask was placed in an ice bath for 30 min. 88 mL of 2.0 M propylmagnesium bromide in ether was added dropwise to the reaction mixture over a period of 20 min after which the mixture was further stirred for 30 min and then quenched with water. The mixture was brought to room temperature, and ethyl acetate was added. The water layer was removed. The organic phase was dried over magnesium sulfate, and the solvent was removed in vacuo. The product was chromatographed using a silica gel column with ethylacetate and hexanes as the eluent. The solvent was once again removed to give 5 g of product.



[0220] Step 2

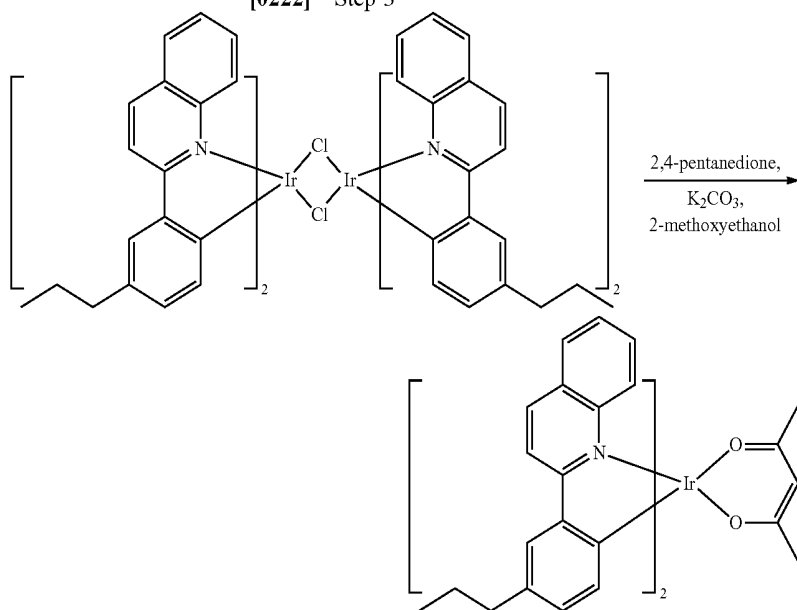


-continued



[0221] 2-(3-propylphenyl)quinoline (3.2 g, 13.0 mmol) and iridium(III) chloride (1.8 g, 5.2 mmol) were dissolved in 50 mL of a 3:1 mixture of 2-ethoxyethanol and water, respectively, in a 100 mL round-bottom flask. Nitrogen was bubbled through the solution for 10 min and then refluxed under nitrogen for 16 hrs. The reaction mixture was then allowed to cool to room temperature, and the precipitate was filtered and washed with methanol. The dimer was then dried under vacuum and used for next step without further purification. 2.6 g of the dimer was obtained after vacuum drying.

[0222] Step 3

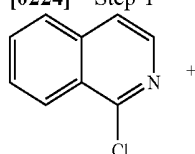


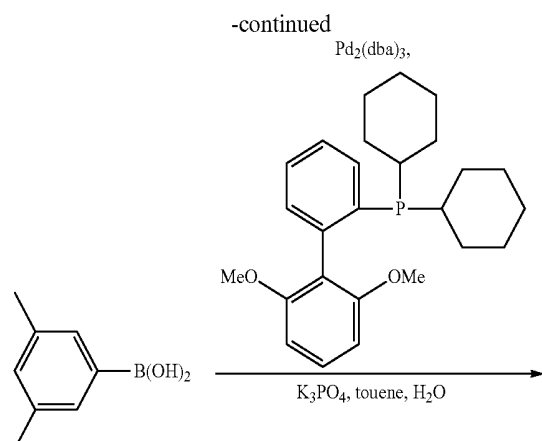
Compound 21

[0223] The dimer (2.6 g, 1.8 mmol), 2,4-pentanedione (1.8 g, 18.0 mol), and K_2CO_3 (3.0 g, 18.0 mmol) were added to 100 mL of 2-methoxyethanol and stirred at room temperature for 24 hrs. The precipitate was filtered and washed with methanol. The solid was redissolved in dichloromethane and passed through a plug with Celite, silica gel, and basic alumina. The solvent was evaporated under vacuum to give 2.0 g of product.

Synthesis of Compound 22

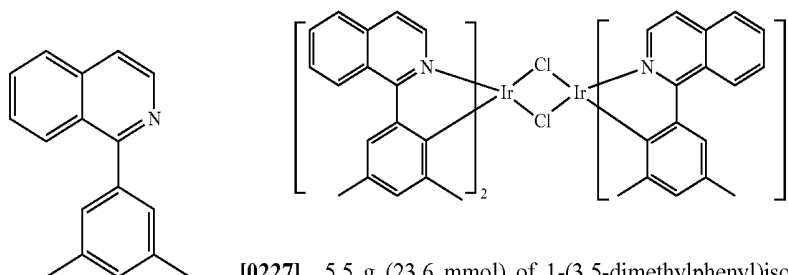
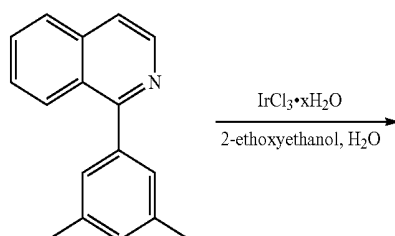
[0224] Step 1





the reaction mixture was filtered through a Celite bed. The product was columned with 2% ethyl acetate and hexanes. 6.0 g (87% yield) of product was obtained after column.

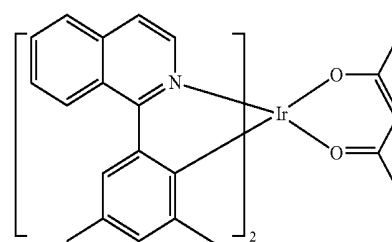
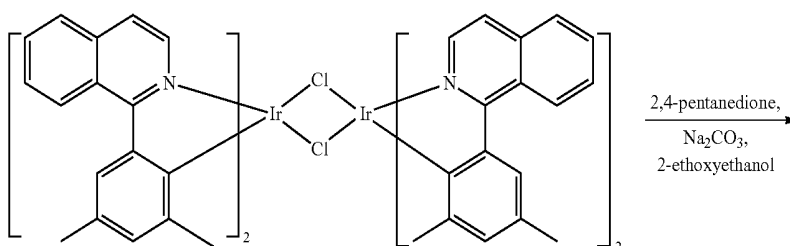
[0226] Step 2



[0225] 4.8 g (29 mmol) of 1-chloroisoquinoline, 5.3 g (35 mmol) of 3,5-dimethylphenylboronic acid, 20 g (87 mmol) of potassium phosphate, 0.5 g (1.16 mmol) of 2-dicyclohexylphosphino-2',6'-dimethoxybiphenyl, 100 mL of toluene, and 30 mL of water were mixed in a three-neck flask. The system was bubbled with nitrogen for 30 min. 0.27 g (0.29 mmol) of $\text{Pd}_2(\text{dba})_3$ was added, and the mixture was heated to reflux for 4 hrs. After cooled to room temperature,

[0227] 5.5 g (23.6 mmol) of 1-(3,5-dimethylphenyl)isoquinoline, and 3.4 g (9.5 mmol) of iridium chloride were mixed in 90 mL of 2-ethoxyethanol and 30 mL of water. The mixture was purged with nitrogen for 10 min and then heated to reflux for 24 hrs. After cooled to room temperature, the solid was collected by filtration. The solid was thoroughly washed with methanol and hexanes. The product was dried under vacuum. 4.6 g (70% yield) of solid was obtained and used for the next step without further purification.

[0228] Step 3

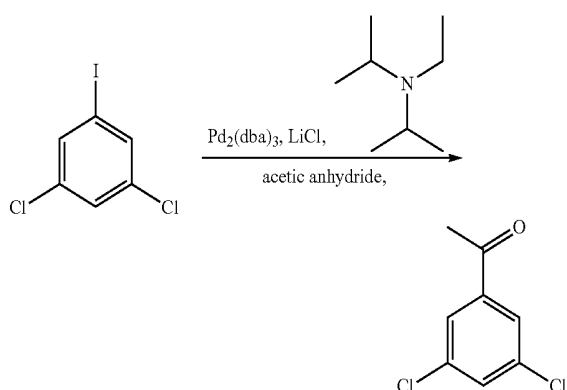


Compound 22

[0229] 4.5 g (3.25 mmol) of the dimer, 3.3 g (32.5 mmol) of 2,4-pentanedione, and 1.7 g (16.3 mmol) of sodium carbonate were refluxed in 150 mL of 2-ethoxyethanol for 10 hrs. After cooled to room temperature, the mixture was filtered through a Celite bed and washed thoroughly with methanol. The red solid on top was then washed with dichloromethane. The product was purified by column chromatography using 1:1 dichloromethane and hexanes as eluent. 1.6 g of product was obtained. The product was further purified by high vacuum sublimation at 220° C.

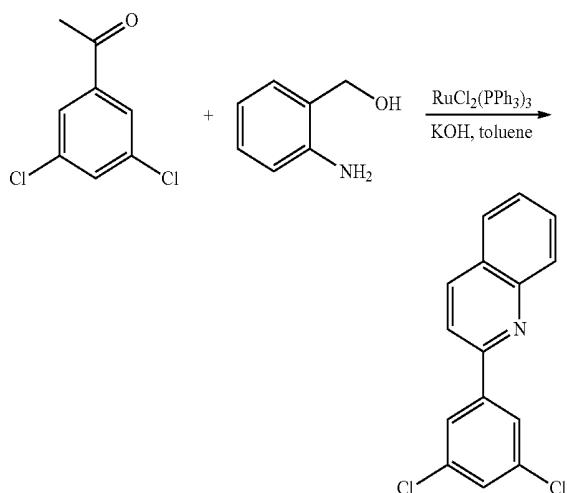
Synthesis of Compound 23

[0230] Step 1



[0231] Dichloriodobenzene (37.0 g 136 mmol), $\text{Pd}_2(\text{dba})_3$ (1.5 g, 1.6 mmol), and lithium chloride (29.0 g, 682 mmol) were dissolved in 100 mL of DMF in a 500 mL round-bottom flask. 64.0 mL of acetic anhydride and 47.0 mL of N-ethyl-diisopropylamine were then added to the reaction mixture. The reaction was heated to 100° C. for 8 hrs. Water was added to the reaction mixture, and the product was extracted with ethyl acetate and chromatographed using a silica gel column with ethyl acetate and hexanes as the eluent. 8 g of product was obtained.

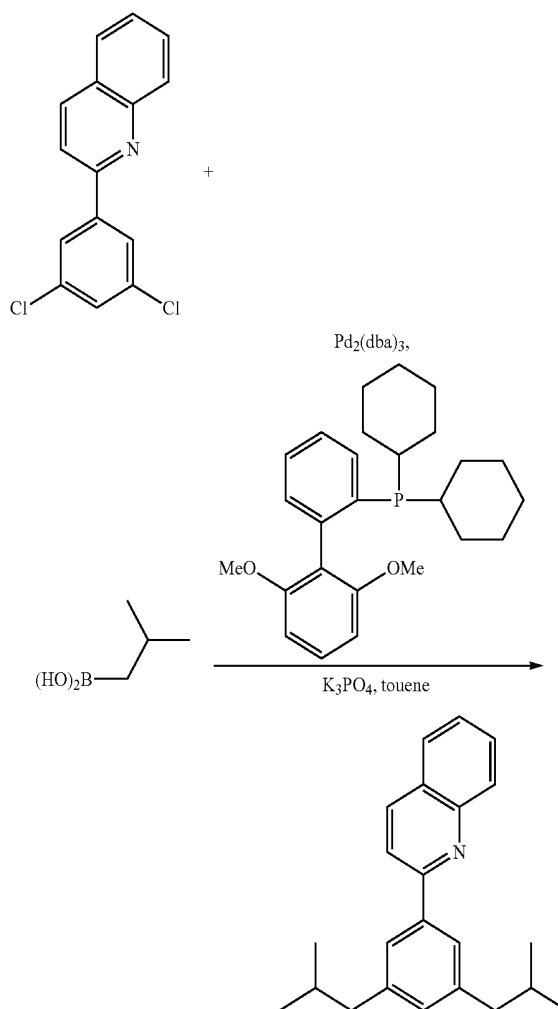
[0232] Step 2



[0233] 2-aminobenzyl alcohol (6.0 g, 48 mmol), 3,5-dichloroacetophenone (12.0 g, 63.5 mmol), $\text{RuCl}_2(\text{PPh}_3)_3$

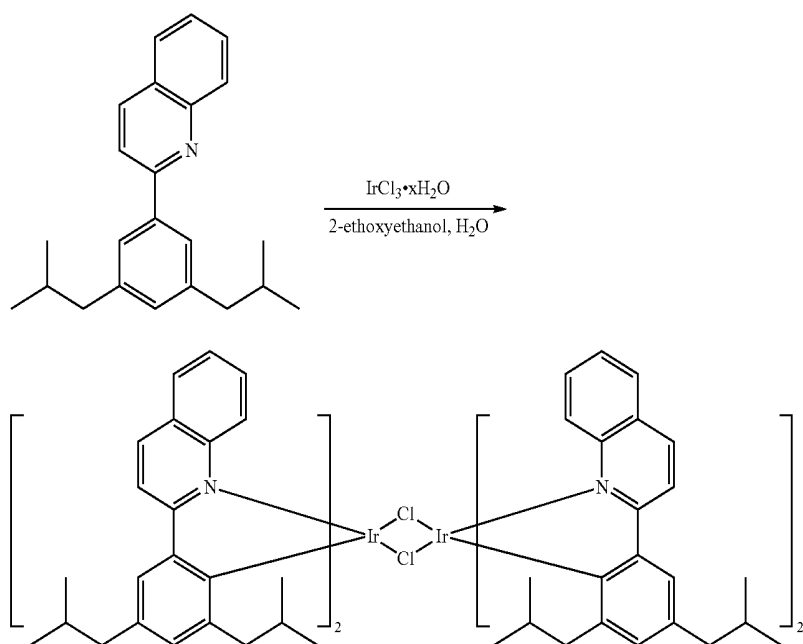
(0.5 g, 10 mol %), and potassium hydroxide (2.4 g, 42.0 mmol) was refluxed in 100 mL of toluene for 10 hrs. Water was collected from the reaction using a Dean-Stark trap. The reaction mixture was allowed to cool to room temperature and filtered through a silica gel plug. The product was further purified with a silica gel column using 2% ethyl acetate in hexanes as the eluent. 4.0 g (30% yield) product was obtained after column. The product was further recrystallized from isopropanol. 3.5 g of product was obtained.

[0234] Step 3



[0235] 2-(3,5-dichlorophenyl)quinoline (4.0 g, 14.6 mmol), isobutylboronic acid (6.0 g, 58.4 mmol), $\text{Pd}_2(\text{dba})_3$ (0.13 g, 1 mol %), 2-dicyclohexylphosphino-2',6'-dimethoxybiphenyl (0.24 g, 4 mol %), and potassium phosphate monohydrate (10 g, 13.8 mmol) were mixed in 100 mL of toluene in a 250 mL round-bottom flask. Nitrogen was bubbled through the mixture for 20 min, and the mixture was refluxed under nitrogen overnight. The reaction mixture was allowed to cool, and the solvent removed under vacuum. The crude product was chromatographed using a silica gel column with 2% ethyl acetate in hexanes as the eluent. The solvent was then removed under vacuo to give 3.5 g of product.

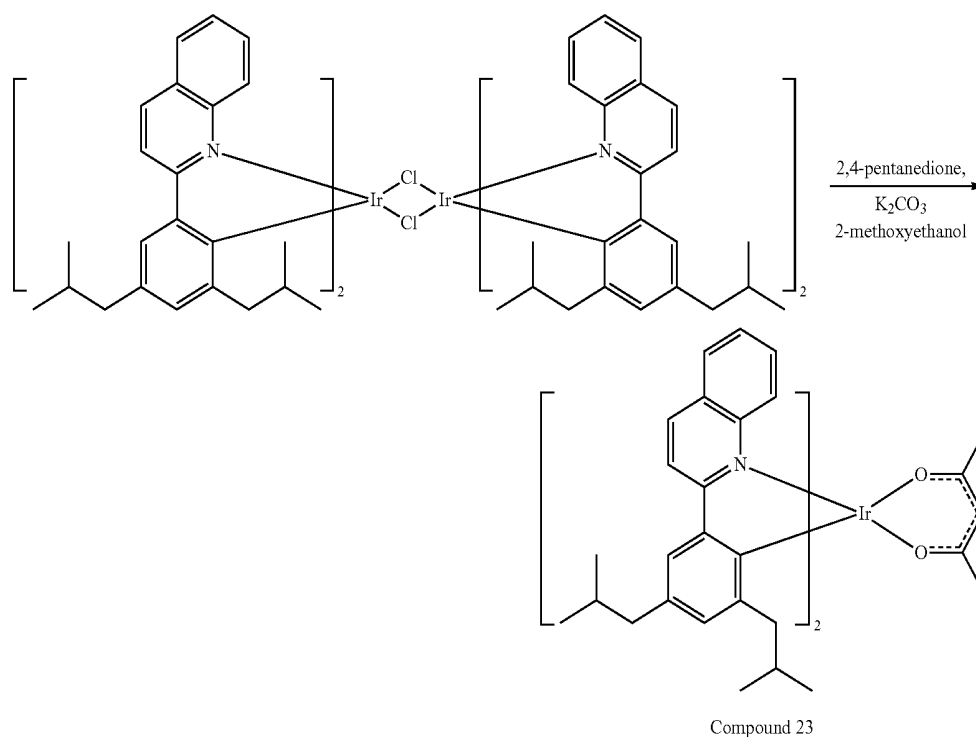
[0236] Step 4



[0237] 2-(3,5-diisobutylphenyl)quinoline (3.0 g, 9.50 mmol) and iridium(III) chloride (0.70 g, 2.4 mmol) were dissolved in 50 mL of a 3:1 mixture of 2-ethoxyethanol and water, respectively, in a 100 mL round-bottom flask. Nitrogen was bubbled through the solution for 10 min and then refluxed under a nitrogen for 16 hrs. The reaction mixture

was then allowed to cool to room temperature, and the precipitate was filtered and washed with methanol. The dimer was then dried under vacuum and used for next step without further purification. 2.0 g of the dimer was obtained after vacuum drying.

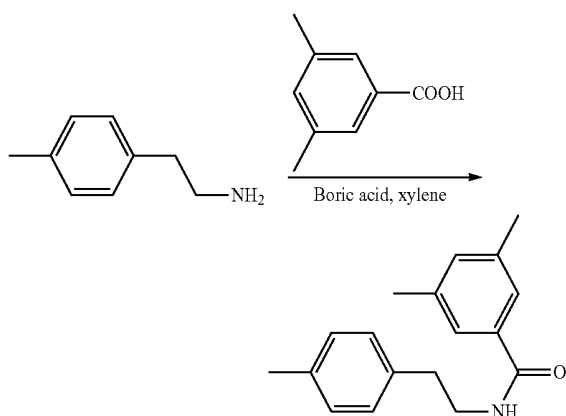
[0238] Step 5



[0239] A mixture of the dimer, 2,4-pentanedione, and K_2CO_3 in 2-methoxyethanol is stirred at room temperature for 24 hrs. The precipitate is filtered and washed with methanol. The solid is redissolved in dichloromethane and passed through a plug with Celite, silica gel, and basic alumina. The solvent is evaporated under vacuum to give the product.

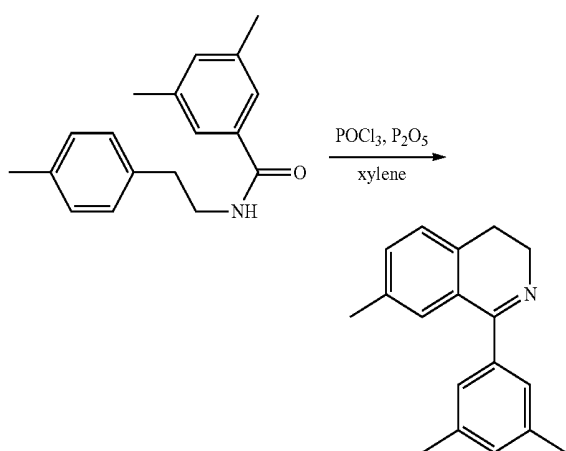
Synthesis of Compound 24

[0240] Step 1



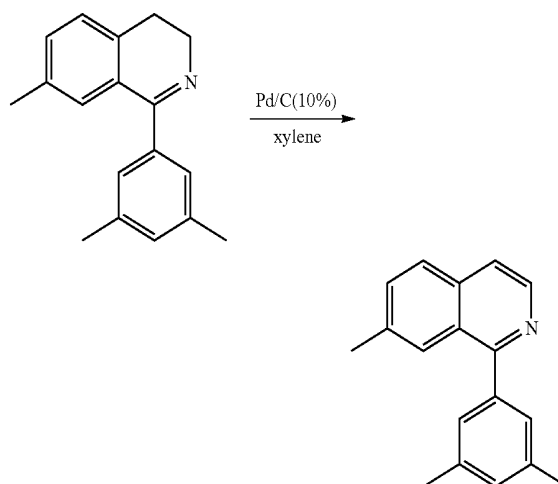
[0241] 10.6 g (78.4 mmol) of 2-p-tolyethanamine, 10.7 g (71.2 mmol) of 3,5-dimethylbenzoic acid, and 0.5 g of boric acid were heated to reflux in 200 mL of p-xylene with a Dean-Stark trap overnight. After cooled to room temperature, 400 mL of hexanes was added. The solid was collected by filtration. The product was dried under vacuum. 16.9 g of white solid was obtained. The product was used for the next step without further purification.

[0242] Step 2

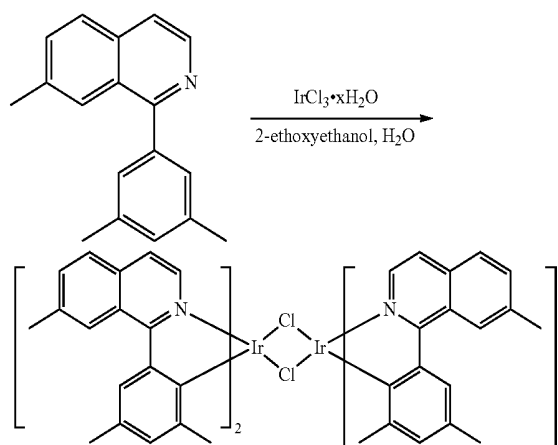


[0243] 6.9 g of 3,5-dimethyl-N-(4-methylphenethyl)benzamide, 60 mL of $POCl_3$, and 50 g of P_2O_5 were refluxed in 150 mL of p-xylene under nitrogen for 4 hrs. After cooled to room temperature, the solvent was decanted. The solid was dissolved with ice cold water. The solution was neutralized with potassium hydroxide solution, then extracted with

toluene. After solvent evaporation, the residue was purified by column chromatography using 1:3 hexanes and ethyl acetate. 12 g (76%) of product was obtained.

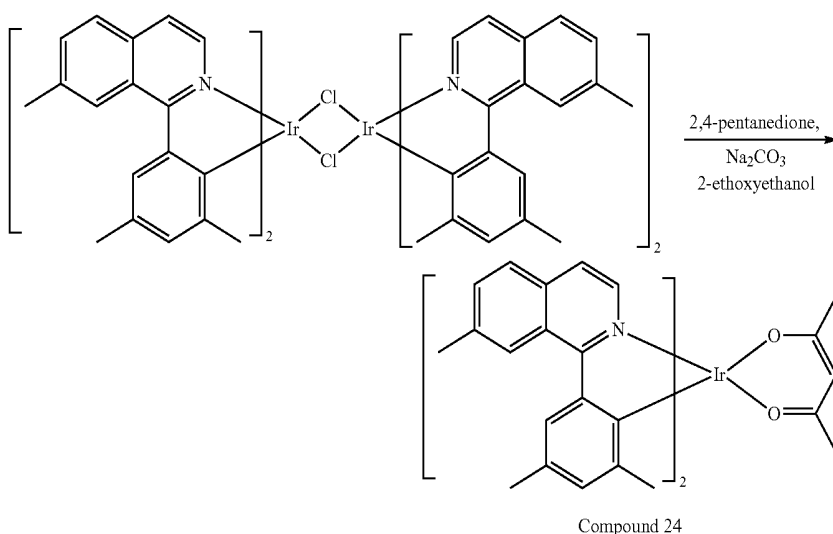


[0244] 12 g (48 mmol) of 1-(3,5-dimethylphenyl)-7-methyl-3,4-dihydroisoquinoline and 2.0 g of 10% palladium on carbon were refluxed in 200 mL of p-xylene for 4 hrs. After cooled to room temperature, the reaction mixture was filtered through a Celite bed. The product was then purified by column using 5% ethyl acetate in hexanes as eluent. 10 g of product was obtained. The product was further purified by recrystallizing from hexanes three times. 6.2 g of pure product was obtained after multiple recrystallizations.

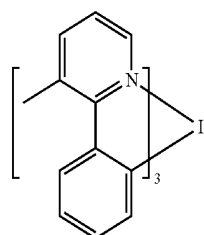


[0245] 5.5 g (22 mmol) of 1-(3,5-dimethylphenyl)isoquinoline and 2.64 g (7.4 mmol) of iridium chloride were mixed in 90 mL of 2-ethoxyethanol and 30 mL of water. The mixture was purged with nitrogen for 10 min and then heated to reflux for 14 hrs. After cooled to room temperature, the solid was collected by filtration. The solid was thoroughly washed with methanol and hexanes. The product was dried under vacuum. 3.75 g (70% yield) of the dimer was obtained, which was used for next step without further purification.

[0246] Step 3



[0247] 3.7 g (2.6 mmol) of the dimer, 2.6 g (26 mmol) of 2,4-pentanedione, and 1.4 g (13 mmol) of sodium carbonate were reacted in 150 mL of 2-ethoxyethanol at room temperature for 72 hrs. Deep red precipitate formed. The mixture was filtered through a Celite bed and washed thoroughly with methanol. The red solid on top was then washed with dichloromethane. 3.6 g of product was obtained. The product was further purified by high vacuum sublimation at 235° C.



Compound A

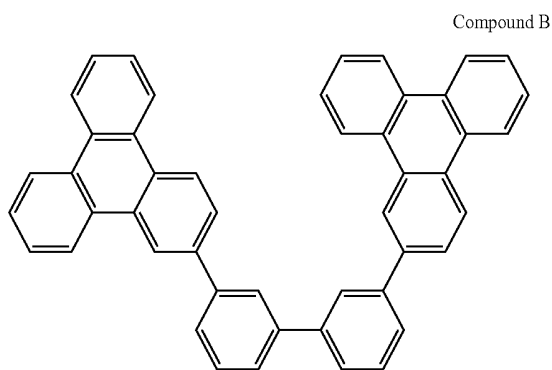
Exemplary and Comparative Devices

[0248] All devices are fabricated by high vacuum ($<10^{-7}$ Torr) thermal evaporation. The anode electrode is ~ 1200 Å of indium tin oxide (ITO). The cathode consists of 10 Å of LiF followed by 1,000 Å of Al. All devices are encapsulated with a glass lid sealed with an epoxy resin in a nitrogen glove box (<1 ppm of H_2O and O_2) immediately after fabrication, and a moisture getter was incorporated inside the package.

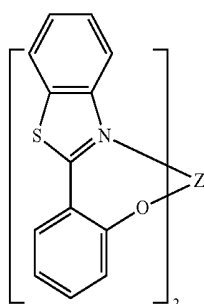
[0249] The organic stack consists of sequentially, from the ITO surface, 100 Å thick of $\text{Ir}(\text{3-Meppy})_3$ as the hole injection layer (HIL), 400 Å of 4,4'-bis[N-(1-naphthyl)-N-phenylamino]biphenyl (α -NPD) as the hole transporting layer (HTL), 300 Å of BAlq doped with 6-12 wt % of the dopant emitter (exemplary compounds and comparative compounds) as the emissive layer (EML), 550 Å of tris(8-hydroxyquinolino)aluminum (Alq_3) as the electron transport layer (ETL). The current-voltage-luminance (IVL) characteristics and operational lifetimes are measured and summarized in the Table 1. The device performance is compared at 10 mA/cm^2 and lifetime is compared at $J=40$ mA/cm^2 (constant dc) at room temperature and 70° C.

Additional Devices with Compound 1

[0250] Using the general method as described above and the additional materials described below, the following devices were fabricated using compound 1 as the dopant emitter:



Compound B



Compound C

Devices with Compound 1

Device	Device description
1a	ITO/Compound A (100 Å)/NPD (400 Å)/BALq:Compound 1(6%) (300 Å)/Alq3 (550 Å)/LiF/Al
1b	ITO/Compound A (100 Å)/NPD (400 Å)/BALq:Compound 1(9%) (300 Å)/Alq3 (550 Å)/LiF/Al
1c	ITO/Compound A (100 Å)/NPD (400 Å)/BALq:Compound 1(12%) (300 Å)/Alq3 (550 Å)/LiF/Al
1d	ITO/Compound A (100 Å)/NPD (400 Å)/BALq:Compound A (10%):Compound 1(3%) (300 Å)/Balq (100 Å)/Alq3 (450 Å)/LiF/Al
1e	ITO/Compound A (100 Å)/NPD (400 Å)/Compound B:Compound 1(12%) (300 Å)/Alq3 (550 Å)/LiF/Al
1f	ITO/Compound A (100 Å)/NPD (400 Å)/Compound B:Compound 1(12%) (300 Å)/Compound B (100 Å)/Alq3 (450 Å)/LiF/Al
1g	ITO/Compound A (100 Å)/NPD (400 Å)/Compound C:Compound 1(6%) (300 Å)/Alq3 (550 Å)/LiF/Al
1h	ITO/Compound A (100 Å)/NPD (400 Å)/Compound C:Compound 1(9%) (300 Å)/Alq3 (550 Å)/LiF/Al
1i	ITO/Compound A (100 Å)/NPD (400 Å)/Compound C:Compound 1(12%) (300 Å)/Alq3 (550 Å)/LiF/Al

Performance of Devices with Compound 1

Device	EML dopant %	λ max	CIE	At 500 nits			$T_{80\%}$ at 40 mA/cm ² (hr)		
				V (V)	LE (cd/A)	EQE (%)	L_0 (cd/m ²)	RT	70° C.
1a	6	620	0.66 0.33	7.7	21.9	19.00	6472	n.m.	62
1b	9	622	0.67 0.33	7.1	20.2	19.17	6447	n.m.	62
1c	12	622	0.67 0.33	6.9	18.7	18.00	6382	n.m.	73
1d	3	618	0.66 0.34	7.8	27.1	22.9	n.m.	n.m.	n.m.
1e	12	626	0.673 0.325	6.8	15.6	17	5098	n.m.	n.m.
1f	12	626	0.673 0.325	7.8	16.3	17.6	5041	n.m.	n.m.
1g	6	622	0.668 0.330	6.1	20	19.3	6137	287	31
1h	9	624	0.671 0.327	5.7	18.2	18.4	5798	470	42
1i	12	625	0.672 0.327	5.4	17.6	18.2	5779	704	58

Additional Devices with Compound 9

[0251] Using the general method as described above, the following devices were fabricated using compound 9 as the dopant emitter.

Devices with Compound 9

Device	Device description
9a	ITO/Compound A (100 Å)/NPD (400 Å)/BALq:Compound 9(6%) (300 Å)/Alq3 (550 Å)/LiF/Al
9b	ITO/Compound A (100 Å)/NPD (400 Å)/BALq:Compound 9(9%) (300 Å)/Alq3 (550 Å)/LiF/Al
9c	ITO/Compound A (100 Å)/NPD (400 Å)/BALq:Compound 9(12%) (300 Å)/Alq3 (550 Å)/LiF/Al
9d	ITO/Compound A (100 Å)/NPD (400 Å)/BALq:Compound A (10%):Compound 9(3%) (300 Å)/Balq (100 Å)/Alq3 (450 Å)/LiF/Al
9e	ITO/Compound A (100 Å)/NPD (400 Å)/BALq:Compound A (10%):Compound 9(3%) (300 Å)/Alq3 (550 Å)/LiF/Al
9f	ITO/Compound A (100 Å)/NPD (400 Å)/Compound C:Compound 9(9%) (300 Å)/Compound C (100 Å)/Alq3 (450 Å)/LiF/Al
9g	ITO/Compound A (100 Å)/NPD (400 Å)/Compound C:Compound 9(9%) (300 Å)/BALq (100 Å)/Alq3 (450 Å)/LiF/Al
9h	ITO/Compound A (100 Å)/NPD (400 Å)/Compound C:Compound 9(9%) (300 Å)/Alq3 (550 Å)/LiF/Al
9i	ITO/Compound A (100 Å)/NPD (400 Å)/Compound C:Compound A (10%):Compound 9(3%) (300 Å)/Compound C (100 Å)/Alq3 (450 Å)/LiF/Al
9j	ITO/Compound A (100 Å)/NPD (400 Å)/Compound C:Compound A (10%):Compound 9(3%) (300 Å)/BALq (100 Å)/Alq3 (450 Å)/LiF/Al
9k	ITO/Compound A (100 Å)/NPD (400 Å)/Compound C:Compound A (10%):Compound 9(3%) (300 Å)/Alq3 (550 Å)/LiF/Al

Performance of Devices with Compound 9

Device	EML dopant %	λ max	CIE	At 1000 nits			$T_{80\%}$ at 40 mA/cm ² (hr)		
				V (V)	LE (cd/A)	EQE (%)	L_0 (cd/m ²)	RT	70° C.
9a	6	615	0.653 0.345	8.6	25.5	19.50	7892	333	55
9b	9	616	0.654 0.343	8	26.5	20.80	8215	352	55
9c	12	617	0.656 0.342	7.7	24.2	19.30	7992	330	60
9d	3	612	0.647 0.349	6.3	29.4	21.1	9809	n.m.	106
9e	3	612	0.642 0.352	6.3	14.6	10.3	6950	n.m.	102
9f	9	618	0.659 0.339	5.6	25.6	21.1	7971	n.m.	34
9g	9	618	0.659 0.339	6.3	25.6	21.1	7871	n.m.	25
9h	9	618	0.659 0.338	5.5	24.5	20.4	7642	n.m.	33
9i	3	612	0.646 0.351	4.8	34.6	24.5	11334	n.m.	45
9j	3	612	0.646 0.351	5.4	33	23.5	10775	n.m.	41
9k	3	612	0.646 0.351	5	25.2	18	9131	n.m.	38

Additional Devices with Compound 22

[0252] Using the general method as described above, the following devices were fabricated using compound 22 as the dopant emitter.

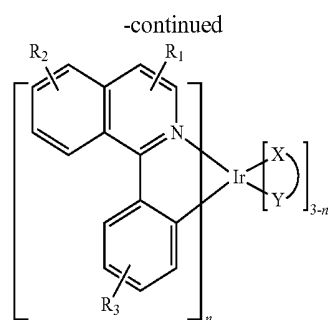
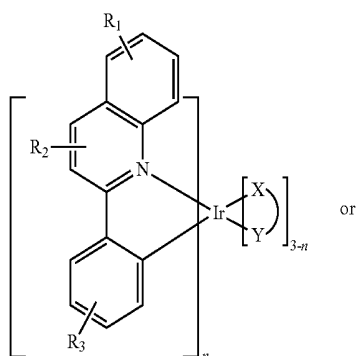
Devices with Compound 22

Device	Device description
22a	ITO/Compound A (100 Å)/NPD (400 Å)/BALq:Compound 22(6%) (300 Å)/Alq3 (550 Å)/LiF/Al
22b	ITO/Compound A (100 Å)/NPD (400 Å)/BALq:Compound 22(9%) (300 Å)/Alq3 (550 Å)/LiF/Al
22c	ITO/Compound A (100 Å)/NPD (400 Å)/BALq:Compound 22(12%) (300 Å)/Alq3 (550 Å)/LiF/Al
22d	ITO/Compound A (100 Å)/NPD (400 Å)/BALq:Compound A (10%):Compound 22(3%) (300 Å)/Balq (100)/Alq3 (450 Å)/LiF/Al

Performance of Devices with Compound 22

Device	EML dopant %	λ max	CIE	At 1000 nits			$T_{80\%}$ at 40 mA/cm ² (hr)		
				V (V)	LE (cd/A)	EQE (%)	L_0 (cd/m ²)	RT	70° C.
22a	6	635	0.693 0.304	10	10.8	18.3	3,500	n.m.	62
22b	9	637	0.695 0.303	9.9	10.5	18.5	3,408	n.m.	73
22c	12	637	0.693 0.304	9.5	10	17.7	3,277	n.m.	80
22d	3	633	0.691 0.307	9.4	13.6	21.1	3,445	n.m.	116

1. An iridium compound having the formula:



wherein n is 1, 2 or 3;

each of R_1 , R_2 , and R_3 is independently a hydrogen, or a mono-, di-, tri-, tetra-, or penta-substitution of alkyl, aryl, or combinations thereof;

at least one of R_1 , R_2 , and R_3 is a branched alkyl containing at least 4 carbon atoms, and wherein the branching occurs at a position further than the benzylic position; and

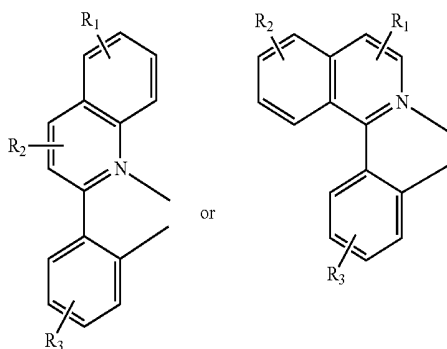
X-Y is an ancillary ligand,

wherein any adjacently positioned substituents can, together, form a 4- to 7-member fused cyclic group.

2. The compound of claim 1, wherein the branched alkyl is an isobutyl group.

3. The compound of claim 1, wherein X—Y comprises acac.

4. A compound including a ligand having the formula:



each of R_1 , R_2 , and R_3 is independently a hydrogen, or a mono-, di-, tri-, tetra-, or penta-substitution of alkyl, aryl, or combinations thereof;

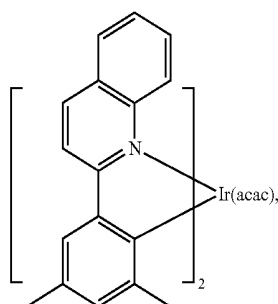
at least one of R_1 , R_2 , and R_3 is a branched alkyl containing at least 4 carbon atoms, and wherein the branching occurs at a position further than the benzylic position,

wherein any adjacently positioned substituents can, together, form a 4- to 7-member fused cyclic group.

5. The compound of claim 4, wherein the ligand is coordinated to a metal having an atomic number greater than 40.

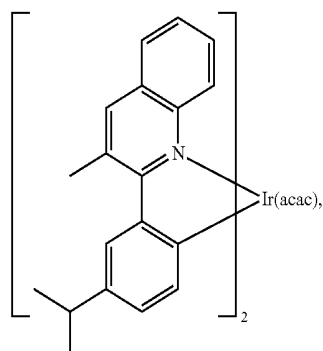
6. The compound of claim 4, wherein the metal is Ir.

7. The compound of claim 1, wherein the compound is selected from the group consisting of:

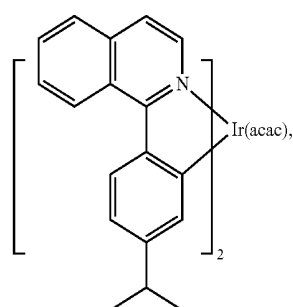


Compound 1

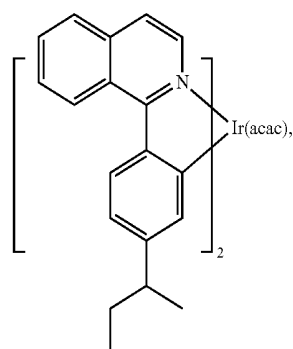
-continued



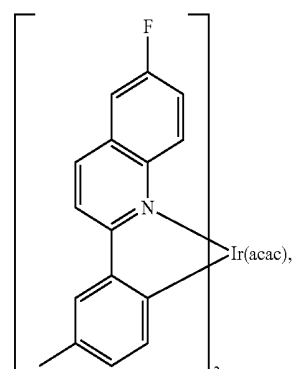
Compound 2



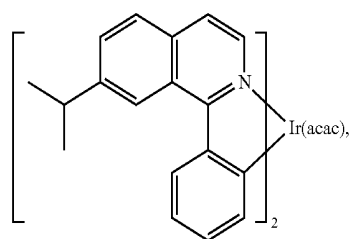
Compound 3



Compound 4

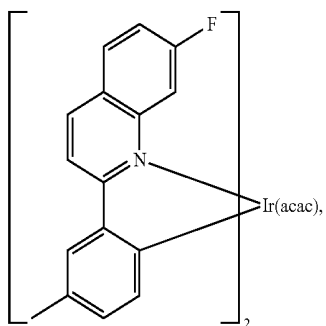


Compound 5

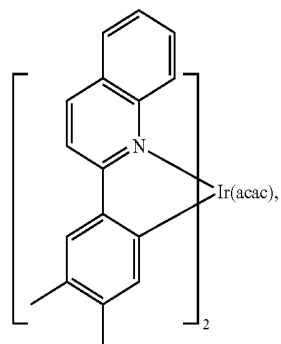


Compound 6

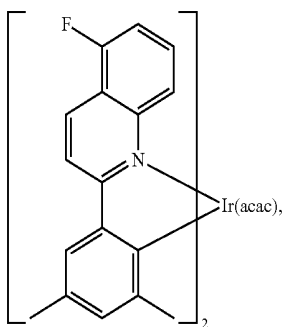
-continued



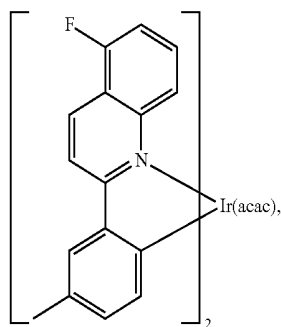
-continued



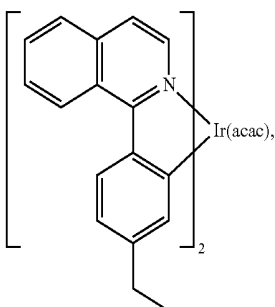
Compound 8



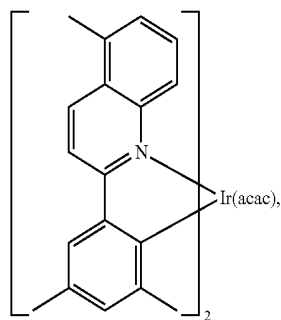
Compound 14



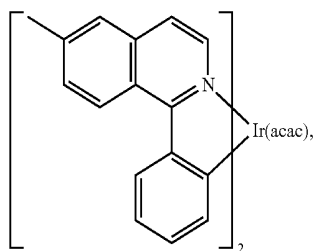
Compound 10



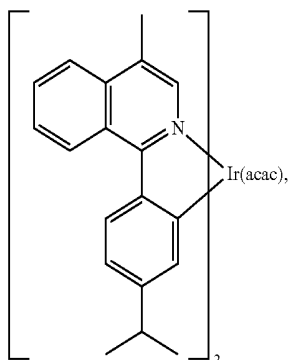
Compound 15



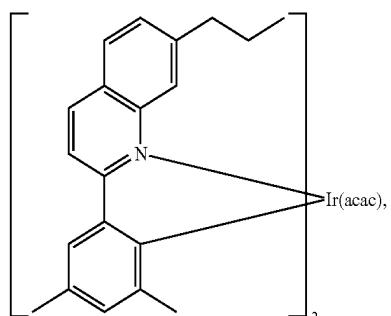
Compound 11



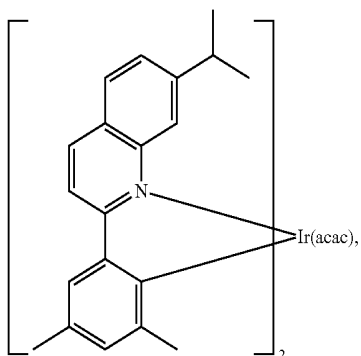
Compound 12



Compound 16

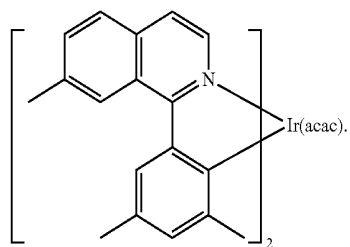


-continued



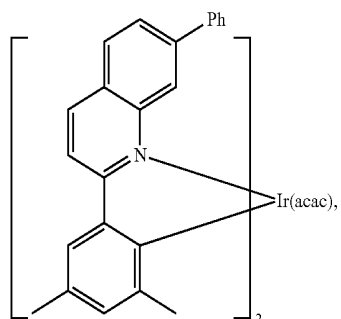
Compound 17

-continued



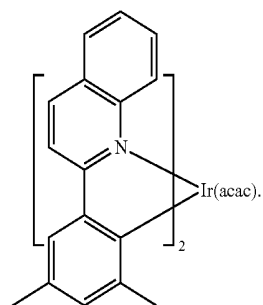
Compound 24

8. The compound of claim 7, wherein the compound is:



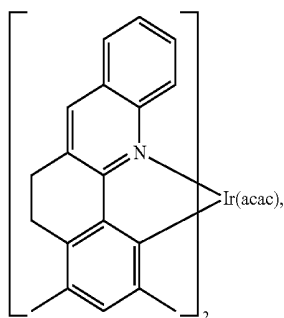
Compound 18

Compound 1

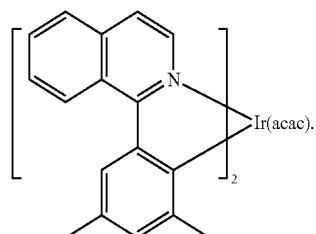


Compound 19

9. The compound of claim 7, wherein the compound is:

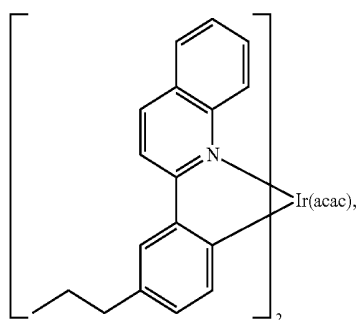


Compound 22

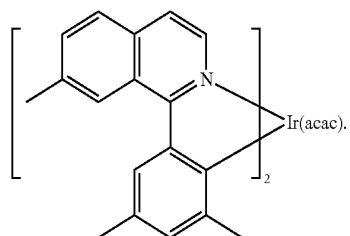


Compound 21

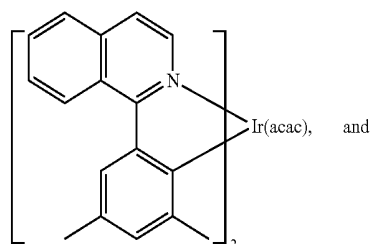
10. The compound of claim 7, wherein the compound is:



Compound 24



Compound 22

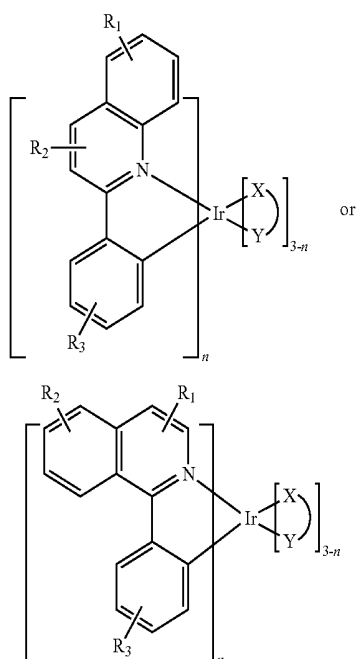


11. An organic light emitting device comprising:

an anode;

a cathode; and

an emissive organic layer, disposed between the anode and the cathode, the organic layer further comprising an iridium compound having the formula:



wherein n is 1, 2 or 3;

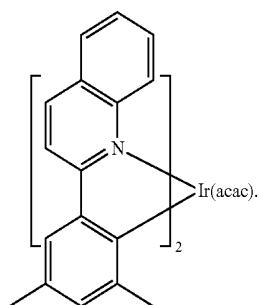
each of R₁, R₂, and R₃ is independently a hydrogen, or a mono-, di-, tri-, tetra-, or penta-substitution of alkyl, aryl, or combinations thereof;

at least one of R₁, R₂, and R₃ is a branched alkyl containing at least 4 carbon atoms, and wherein the branching occurs at a position further than the benzylic position; and

X-Y is an ancillary ligand,

wherein any adjacently positioned substituents can, together, form a 4- to 7-member fused cyclic group.

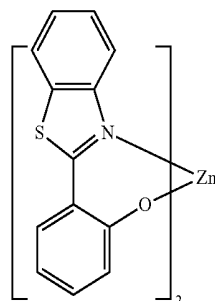
12. The device of claim 11, wherein the compound is:



Compound 1

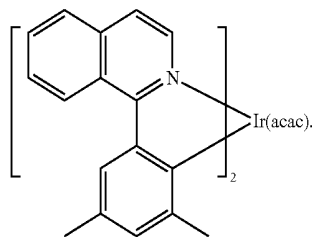
13. The device of claim 12, wherein the organic emissive layer further comprises

Compound C



14. The device of claim 11, wherein the compound is:

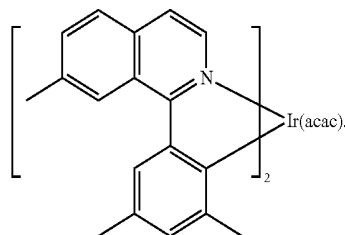
Compound 22



15. The device of claim 14, wherein the organic emissive layer further comprises BAQ.

16. The device of claim 11, wherein the compound is:

Compound 24



17. The device of claim 16, wherein the organic emissive layer further comprises BAQ.

18. The device of compound 11, wherein the device is selected from the group consisting of computer monitors, televisions, personal digital assistants, calculators, printers, instrument panels, wireless phones, handheld computers, flat-panel displays, heads-up displays, and bill boards.

19. The device of claim 11, wherein the organic layer further comprises a host, wherein the host is an organic compound.

20. The device of claim 11, wherein the organic layer further comprises a host, wherein the host is an organometallic compound.

* * * * *

专利名称(译)	有机电致发光材料和器件		
公开(公告)号	US20200176693A1	公开(公告)日	2020-06-04
申请号	US16/784492	申请日	2020-02-07
[标]申请(专利权)人(译)	环球展览公司		
申请(专利权)人(译)	通用显示器公司		
当前申请(专利权)人(译)	通用显示器公司		
[标]发明人	KWONG RAYMOND MA BIN XIA CHUANJUN ALLEYNE BERT BROOKS JASON		
发明人	KWONG, RAYMOND MA, BIN XIA, CHUANJUN ALLEYNE, BERT BROOKS, JASON		
IPC分类号	H01L51/00 C07F15/00 C09K11/06 H05B33/14		
CPC分类号	H01L51/0085 H01L51/0081 C09K2211/1007 C09K2211/188 C09K2211/1029 H01L51/5072 C07F15/0033 H01L51/5092 C09K11/06 H01L51/5056 H01L51/5016 C09K2211/1037 H01L51/0092 H05B33/14 C09K2211/185 H01L51/50		
优先权	60/905758 2007-03-08 US		
外部链接	Espacenet USPTO		

摘要(译)

具有以下结构的化合物 被披露。在这些公式中，每个R₁，R₂和R₃独立地选自氢，烷基和芳基；R₁中的至少一个。和R₂是含有至少4个碳原子的支链烷基，其中支链发生在比苄基位置更远的位置；其中，R₁和R₃是单，二，三，四或无取代；和R₂是单，双或无取代。还公开了包括此类化合物的感官铱络合物以及包括此类化合物的装置。

